

EMEA VERSION

POLARIS **RANGER**[®]

2021

ACCESSORIES + APPAREL



HARDEST WORKING. SMOOTHEST RIDING.



For the past two decades, RANGER has set the standard through unrivaled strength, unmatched capability and next-level comfort, making it the number one utility side-by-side for over 10-years running.

2021 LINEUP

FULL-SIZE RANGER 1000, XP 1000, DIESEL P. 16



RANGER 1000



RANGER XP 1000



RANGER DIESEL



RANGER CREW XP 1000



RANGER 1000
NORDIC PRO



RANGER XP 1000
NORDIC PRO

MID-SIZE RANGER 570 & EV P. 66



RANGER 570



RANGER 570
NORDIC PRO



RANGER EV

RANGER 150 YOUTH P. 76



RANGER 150

CONTENTS

XP 1000 & 1000 3-SEAT & CREW	16
ROOFS	18
WINDSHIELDS	20
REAR PANELS	22
DOORS	24
CAB COMFORT & CONVENIENCE	26
ELECTRICAL ACCESSORIES	28
WINCHES	30
PROTECTION	32
TECHNOLOGY	34
STORAGE	38

COMMON ACCESSORIES	42
COOLERS	42
HUNT	44
COLD WEATHER	46
PLOWS	48
LIGHTING	52
WHEELS & TIRES	54

570/500 MID-SIZE 2-SEAT & CREW	66
ROOFS & DOORS	68
WINDSHIELDS & REAR PANELS	70
CONVENIENCE & PROTECTION	72
WINCHES	73
STORAGE	74

RANGER 150 YOUTH	76
-------------------------	-----------

PARTS & GARAGE	78
MAINTENANCE	78
OIL & LUBRICANTS	80
SERVICE PARTS	84
HD PARTS	86
VEHICLE CARE & TRAILERING	90

APPAREL & HELMETS	96
OUTERWEAR & PROTECTION	96
LIFESTYLE & CAPS	102
CAMO & GIFTS	104

RANGER XP 1000 NORTHSTAR

OFF-ROAD

CLIMATE CONTROL

Be in control of your comfort with standard Pro Shield cab system, heat, air conditioning, and more. Polaris RANGER XP 1000 NorthStar helps you finish whatever task you set out to do, no matter the weather conditions. Take your NorthStar to the next level with hundreds of accessories to choose based on your riding needs.



DO MORE:

PROTECTION

Protect the front and rear of your RANGER from whatever obstacles you may encounter off-road.
P. 32

AUDIO

Customize your audio system to listen to your favorite songs on the trails.
P. 34

LIGHTING

Extend the day and work longer with easy-to-install powerful lighting.
P. 52

STORAGE

Leave nothing behind with the limitless customization of Lock & Ride storage.
P. 38

WHEELS & TIRES

Select wheels and tires custom built for your riding style and the terrain you ride in.
P. 54

UPGRADE YOUR NORTHSTAR

RANGER XP 1000 FAMILY

You've got the essentials straight from the factory—but why stop there? Get the most out of your NorthStar with additional Polaris Engineered accessories to fit your riding needs. Add the MUST HAVES for top-selling accessories or UTILITY to optimize for the toughest outdoor jobs. Or, pick and choose your favorite accessories to make it your own.



NORTHSTAR PREMIUM COMES STANDARD WITH:

Heating & Air Conditioning HVAC System
Polaris Pro 4,500 lb. Winch
Sport Roof with Premium Liner & Dome Light
Lock & Ride Glass Windshield with Wiper/Washer System
Lock & Ride Glass Rear Panel
Premium Manual Crank Window Doors



NORTHSTAR ULTIMATE COMES STANDARD WITH:

Heating and Air Conditioning HVAC System
Ride Command 7" Infotainment System
Pro Shield Full Glass Tip-Out Windshield with Wiper/Washer System
Power Window Doors
Polaris Pro 4,500 lb. Winch
Sport Roof with Premium Liner & Dome Light
Lock & Ride Glass Panel
LED Headlights
29" Tires

	PART NUMBER	PRODUCT NAME	PAGE NUMBER
MUST HAVES	2882531	Upper Front Brushguard	P. 32
	2882529	Rear Brushguard	P. 32
	2882690	Front Hood Storage Rack	P. 38
	2883279	Lock & Ride Storage Box	P. 41
	2883230	Polaris PULSE Wiring Harness - 1 Light Bar	P. 29
	2882077	Pro Armor 84 cm - Combo LED Light Bar	P. 63
UTILITY	2883265	Work Beacon LED Light	P. 27
	2883230	Polaris PULSE Wiring Harness - 1 Light Bar	P. 29
	2882752	Lock & Ride Bed Extender/Divider	P. 38
	2884141	Electronic Cargo Box Lift	P. 40
	2882384	Pro Armor Wheel & Tire Set: Buckle & Harvester, 27R14	P. 60

TAKE ADVANTAGE

of your off-road climate control with winter and plow accessories on P. 48



TAKE YOUR 2021 RANGER NORTHSTAR TO THE NEXT LEVEL

Customize your experience by adding key accessories.



WINTER

RANGER 1000

MOST POPULAR ADD-ONS

RANGER PRO SHIELD CAB SYSTEM	P. 12
PROTECTION	P. 32
COLD WEATHER	P. 46
LIGHTING	P. 52
WHEELS & TIRES	P. 54



RIDE COMMAND

RANGER XP 1000

MOST POPULAR ADD-ONS

RANGER PRO SHIELD CAB SYSTEM	P. 12
STORAGE	P. 38
COLD WEATHER	P. 46
LIGHTING	P. 52



RIDECMD

DESIGNED



Designed by the same people who designed your vehicle.

TESTED



Extensively tested in the field so you ride with 100% confidence.

TRUSTED



65 years in the business. The #1 name in Off-Road.

WE HOLD OUR PARTNERS TO THE SAME STANDARDS



WHEELS, TIRES & LIGHTING DESIGNED WITH POLARIS TO MAXIMIZE PERFORMANCE
P. 52 LIGHTING, P. 54 TIRES & WHEELS



IGNITE AND FUEL YOUR PASSION FOR PRECISE QUALITY SOUND REPRODUCTION
P. 34



PRODUCTS SO GOOD THEY REPLACE OR REPAIR THEM FOR LIFE
P. 52



MAKING PRODUCTS FOR AVID SPORTSMEN SINCE 1943
P. 44

RANGER XP 1000 & 1000 #1 TRUSTED UTV

BY FARMERS, RANCHERS, HUNTERS
AND HOMEOWNERS FOR MORE THAN A DECADE.

INDUSTRY-LEADING ACCESSORIES
ENGINEERED TO DO MORE
FOR EVERY KIND OF JOB BIG OR SMALL

INDUSTRY-LEADING COMFORT

LEVERAGE THE FULL CAPABILITIES
OF YOUR MACHINE YEAR-ROUND.



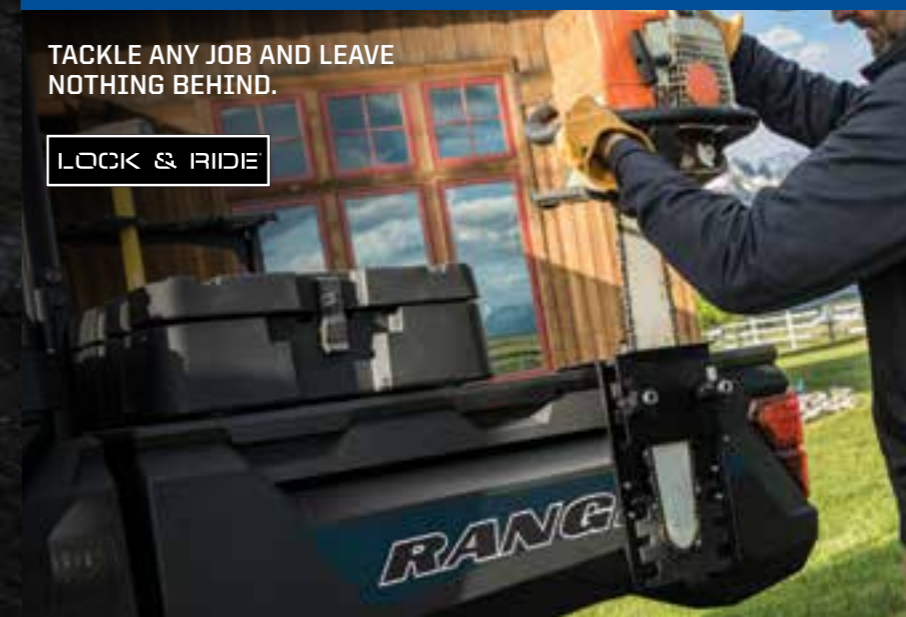
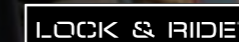
SUPERIOR INTEGRATION

MAKE WORK EASIER WITH YOUR VEHICLE BUILT
TO ADD ESSENTIAL ACCESSORIES FOR ANY JOB.



DO MORE

TACKLE ANY JOB AND LEAVE
NOTHING BEHIND.



ENGINEERED FOR MORE

POLARIS
ENGINEERED

HARDEST WORKING, SMOOTHEST RIDING. RANGER is the world's most trusted, most capable, work partner in the world. Developed and tested along with the vehicle, Polaris Engineered Accessories are designed for seamless integration and simple installation to get more done, year-round.

SUPERIOR INTEGRATION

PRO PRO HEAVY DUTY SERIES
WINCHES P. 30

INTEGRATED WINCH MOUNT & PRE-WIRED

Designated mounting points and pre-wired contactors ensure a perfect fit and the strongest place to attach the Polaris Engineered winch - the most dependable winch for your RANGER. With wiring built right into the vehicle, we made this the easiest RANGER winch ever made to install.

#GLACIER P. 48
PLOW SYSTEM

INTEGRATED PLOW MOUNT

The attachment points for the best-in-class Glacier Plow System are integrated right at the factory and feature an innovative drive-up and go installation process.

POLARIS PULSE P. 28
Electrical System

PLUG & PLAY ELECTRICAL

A revolution in electrical accessory integration, the Polaris PULSE Electrical System allows for a simple Plug & Play approach for adding power to Polaris Engineered Accessories.

DO MORE

LOCK & RIDE P. 38

CARGO BOX VERSATILITY

Lock & Ride mounting locations allow for limitless customization to let you work the way you want.

INDUSTRY-LEADING COMFORT

OUR BEST SEALING CAB

With the profile channels engineered into the roll cage, body plastics molded to seal and cab accessories designed to keep the elements out, the RANGER Pro Shield Cab System offers a new level of interior comfort.

RANGER
PRO SHIELD
CAB SYSTEM

P. 12

RANGER
PRO SHIELD
CAB SYSTEM

INDUSTRY-LEADING COMFORT

Look for the RANGER PRO SHIELD Logo for the 4 components to customize your RANGER with our best sealing cab.



ULTIMATE CLARITY

Tempered safety glass, clear to see through and shatterproof.

COLOR MATCHED

Key color matched accent panels available for all XP 1000 & 1000 models.

PROTECTION

Inner & outer shells are made from high-quality, injection-molded plastics using a state-of-the-art process to shield from the elements and more.

EASY-ON/OFF HINGES

Once installed, the pin system allows for easy on & off.

DURABLE CONSTRUCTION

With a 2.5 cm tube steel frame these doors can handle the rigors of the off-road.



A FRAME DESIGNED FOR A CAB
All RANGER cab components fit perfectly to the contours of the RANGER XP 1000 and RANGER 1000 profile tube cab frame, floor and body panels, allowing for a 360° gasket seal, seamless fit and installation providing unprecedented protection from the elements.

AVAILABLE FOR
RANGER XP 1000
& RANGER 1000

- 1** CHOOSE YOUR ROOF P. 18
- 2** CHOOSE YOUR WINDSHIELD P. 20
- 3** CHOOSE YOUR REAR PANEL P. 22
- 4** CHOOSE YOUR DOORS P. 24

NEXT-LEVEL INTERIOR COMFORT

Add a new level of interior comfort by adding a RANGER Pro Shield Cab System - tested to military standards. Seal out dust, water, and noise by selecting a roof, windshield, rear panel, and set of doors. Extend your work day or trail ride while protecting you and your passengers from the elements.



RAIN
Rest assured that you and your passengers will stay dry and comfortable on rainy days



SNOW
Keep cold wind and snow out in winter months



DUST
Reduce dust swirl in the cab of your RANGER for increased comfort and visibility

SUPERIOR INTEGRATION

POLARIS
ENGINEERED

Right from the factory, your vehicle is built to make essential accessories like winches and plows easy to use day-in and day-out. Mounting brackets are designed into the oversized factory bumper and wiring is routed securely and properly. When it comes to RANGER, Polaris Engineered Accessories make work easier so you can get more done.

PRO PRO HEAVY DUTY SERIES

H-D HEAVY DUTY SERIES



WINCHES P. 30

POLARIS ENGINEERED WINCH FEATURES



Tested **1,200+** pulls at max load, it works when you need it to



Built to withstand **-29° C** temperatures



Sealed motor & heavy duty gears **OPERATE FULLY SUBMERGED UNDERWATER**



MILITARY tested & approved



PRE-WIRED CHASSIS

Dash mounted controls and wiring are installed at the factory. Mount the winch, connect the wires and trust that everything is routed safely, securely, and properly.

NO NEED TO CUT PANELS

FULLY INTEGRATED MOUNT & WIRING

GLACIER PLOW SYSTEM



P. 48

GLACIER FEATURES



To install the plow, simply lift the mount lock handle and pull forward



No loss of factory ground clearance when not plowing



Don't have to crawl under the machine to release the plow blade from the vehicle



No trimming of vehicle plastic or fascia required to mount plow or winch

ANGLE YOUR BLADE RIGHT FROM YOUR SEAT

25°

LEFT AND RIGHT



MAKE IT YOURS.

WORK HARD AND GET IT DONE with Polaris Engineered Accessories for your RANGER. Start with the ultimate in all-season performance and comfort with the best cab components in the industry. Find everything you need to outfit your RANGER for the task at hand.



RANGER XP 1000 / RANGER 1000
RANCH

2883265	Work Beacon LED Light	P. 27
2882752	LOOK & FIT Bed Extender/Divider	P. 38
2882910	Dual Bin Under Seat Dry Storage Box	P. 26
2882753	8-Vent Heater & Defrost System	P. 26
2883121	Rigid SR-Series 25 cm Spot LED Light	P. 52
2882710	Polaris PRO HD 2,722 kg Winch with Rapid Rope Recovery	P. 31
2882531	Upper Front Brushguard	P. 32
2881531	LOOK & FIT Tip-Down Headache Rack	P. 38
2882529	Rear Brushguard	P. 32
2883148	Pro Armor Wheel & Tire Set: Dual Threat & Buckle - Accent	P. 61



RANGER XP 1000 / RANGER 1000
BIG GAME

2883265	Work Beacon LED Light	P. 27
2884107	LOOK & FIT Kolpin Rhino Grip PRO	P. 45
2882077	Pro Armor 84 cm - Combo LED Light Bar	P. 53
2882753	8-Vent Heater & Defrost System	P. 26
2882710	Polaris PRO HD 2,722 kg Winch with Rapid Rope Recovery	P. 31
2882690	Front Hood Storage Rack	P. 38
2883157	Pro Armor Wheel & Tire Set: Attack 2.0 & Flare - Matte Black	P. 60



RANGER XP 1000 / RANGER 1000
WATERFOWL

2883265	Work Beacon LED Light	P. 27
2883263	In-Cab Gun Mount	P. 45
2884271	Pro Armor Wheel & Tire Set: Mud XC & Shackles - Matte Black	P. 60
2882076	Pro Armor 5x5 cm Cube - LED Spot Light (x2)	P. 52
2882711	Polaris PRO HD 2,041 kg Winch with Rapid Rope Recovery	P. 31
2882690	Front Hood Storage Rack	P. 38
2882177	LOOK & FIT CargoMax System	P. 38



RANGER XP 1000 / RANGER 1000
CRAFTSMAN

2881485	Cargo Bed Mat	P. 40
2879354	LOOK & FIT Chainsaw Mount	P. 40
2882752	LOOK & FIT Bed Extender/Divider	P. 38
2882077	Pro Armor 84 cm - Combo LED Light Bar	P. 53
2882711	Polaris PRO HD 2,041 kg Winch with Rapid Rope Recovery	P. 31
2877033	LOOK & FIT Storage Box	P. 41
2882384	Wheel & Tire Set: Pro Armor Harvester & Buckle - Matte Black	P. 60
2881533	LOOK & FIT Tool Rack	P. 41


COMPLETE LIGHTING WITH REQUIRED LIGHT BAR HARNESSES, SEE P. 52-53

ROOFS

POLY VS STEEL*

- Water run-off
- Polaris PULSE Plug & Play
- Liner ready
- Lightweight

- Heavy duty/durable
- Low profile
- Unique style



PREMIUM FINISH & QUIETER RIDE



SEALED COVERAGE



REDUCE STANDING WATER



EASY AND FAST INSTALLATION

TO SHIELD AGAINST DRIVING RAIN OR THE BLISTERING SUN, a roof is the first must-have of the Polaris Engineered cab components. Choose from poly or steel, and get on your way with protective peace of mind.



PREMIUM & SPORT ROOF FEATURES

SEE AUDIO OPTIONS P. 34



*PREMIUM AND SPORT FEATURES NOT AVAILABLE ON STEEL ROOFS

MULTI-FUNCTION LIGHT READY

WINDSHIELD WIPER & WASHER SYSTEM WIRING READY

SOUND ABSORBING LINER

POLARIS PULSE INTEGRATION

AUDIO READY

POLY

Lightweight, durable and impact-resistant. A poly roof can take the abuse of a tough trail and still protect.

PREMIUM ROOF - POLY

- » POLARIS PURSUIT CAMO • 2882913
- » TOPSELLER BLACK • 2882912
- XP 1000 '17-21, 1000 '20-21
- INCLUDES ROOF LINER



SPORT ROOF - POLY TOPSELLER

- » BLACK • 2882911
- XP 1000 '17-21, 1000 '20-21



PREMIUM ROOF CREW - POLY

- » POLARIS PURSUIT CAMO • 2883277
- CREW XP 1000 '17-21, CREW 1000 '20-21
- ROOF LINER INCLUDED WITH CAMO



SPORT ROOF CREW - POLY TOPSELLER

- » BLACK • 2883274
- CREW XP 1000 '17-21, CREW 1000 '20-21



LINERS

Get a touch of premium comfort, reduce cab noise and hide wiring. Included with Premium Poly Roofs.

PREMIUM ROOF LINER

- » 2882914
- XP 1000 '17-21, 1000 '20-21
- WORKS WITH 2882911, 2882912, 2882913



PREMIUM ROOF LINER - CREW

- » 2883457
- CREW XP 1000 '17-21, CREW 1000 '20-21



POLARIS PULSE PLUG & PLAY

STEEL ROOFS NOT COMPATIBLE WITH OVERHEAD PULSE

ADD POWER TO PREMIUM & SPORT ROOFS P. 28

STEEL

For the ultimate in strength and protection.

HD ROOF - STEEL

- » 2879881
- XP 1000 '17-21, 1000 '20-21
- NOT COMPATIBLE WITH ROOF PULSE SYSTEM
- ROOF LINER INCLUDED



HD ROOF CREW - STEEL

- » 2880334
- CREW XP 1000 '17-21, CREW 1000 '20-21
- NOT COMPATIBLE WITH PULSE BAR



WINDSHIELDS

3-SEAT & CREW

1000 / XP 1000

ROOFS

WINDSHIELDS

REAR PANELS

DOORS

CAB COMFORT

ELECTRICAL

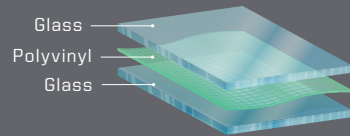
WINCHES

PROTECTION

TECHNOLOGY

STORAGE

GLASS VS POLY




- Superior optical clarity (automotive level)
- Scratch-resistant
- Curved to fit, seals tight
- Cold weather/heavy duty
- Wiper ready



- Lightweight, flexible, easy to store/remove
- Impact-resistant
- 360° seal keeps out rain and dust



LOCK & RIDE
EASY AND FAST INSTALLATION



AIRTIGHT GASKET SEAL



MULTI-FUNCTION FEATURES



HARD COAT POLY // 30X MORE SCRATCH-RESISTANT




LOCK & RIDE
FULL WINDSHIELD VENTED - HARD COAT POLY TOP SELLER

- Frameless design for maximum visibility
 - Added vents for airflow on a hot day or defrosting on a cold day
 - Requires Wiper Install Kit 2207624
- » 2883266
XP 1000 '17-21, CREW XP 1000 '17-21, CREW 1000 '20-21, 1000 '20-21



LOCK & RIDE
FULL WINDSHIELD - HARD COAT POLY TOP SELLER

- Frameless design for maximum visibility
 - Requires Wiper Install Kit 2207624
- » 2883300
XP 1000 '17-21, CREW XP 1000 '17-21, CREW 1000 '20-21, 1000 '20-21



FLIP-DOWN WINDSHIELD - HARD COAT POLY TOP SELLER

- Two venting options: fully sealed, flip-down or remove upper half for some protection with maximum ventilation
- » 2884139
XP 1000 '18-21, CREW XP 1000 '19-21, CREW 1000 '20-21, 1000 '20-21



NEW **LOCK & RIDE**
FULL TIP-OUT WINDSHIELD - GLASS

- Tip-out design offers 3 positions - open, closed and vented while featuring a gas strut that assists in easy windshield opening and closing
- Scratch-resistant automotive-style curved glass that provides interior sound dampening and optimized visibility
- Bolt-on design to install directly on the cab frame

» 2889031
XP 1000 '18-21, CREW XP 1000 '19-21, CREW 1000 '20-21, 1000 '20-21



NEW **LOCK & RIDE**
FULL GLASS WINDSHIELD - CLEAR

- Scratch-resistant, curved laminate safety glass that protects against wind, rain and other hazardous debris
- UV-blocking interlayer and 360 degree gasket seal
- Seal Kit included

» 2889030
XP 1000 '17-21, CREW XP 1000 '17-21, CREW 1000 '20-21, 1000 '20-21



LOCK & RIDE
FULL WINDSHIELD - POLY TOP SELLER

- Frameless design for maximum visibility
- » 2883278
XP 1000 '17-21, CREW XP 1000 '17-21, CREW 1000 '20-21, 1000 '20-21

LOCK & RIDE
HALF WINDSHIELD - POLY TOP SELLER

- Deflects air flow from straight on, but still provides air flow in the cab
- » 2883301
XP 1000 '17-21, CREW XP 1000 '17-21, CREW 1000 '20-21, 1000 '20-21

ADD ALL-WEATHER VISIBILITY
WINDSHIELD WIPER & WASHER SYSTEM
P. 26

HARD COAT POLY WINDSHIELD WIPER & WASHER MOUNTING BRACKET

- Required to use wiper on 2883266 or 2883300
- » 2207624
XP 1000 '17-21, CREW XP 1000 '17-21, CREW 1000 '20-21, 1000 '20-21



REDUCE IN-CAB DUST SWIRL BY ADDING A REAR PANEL
SEE P. 22

REAR PANELS

3-SEAT & CREW

1000 /XP 1000

ROOFS

WINDSHIELDS

REAR PANELS

DOORS

CAB COMFORT

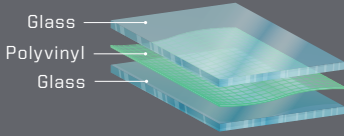
ELECTRICAL

WINDCHES

PROTECTION

TECHNOLOGY

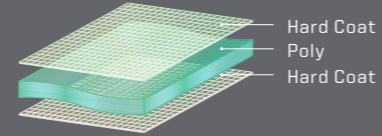
STORAGE




GLASS VS POLY

- Superior optical clarity (automotive level)
- Scratch-resistant
- Curved to fit, seals tight
- Cold weather/heavy duty

- Lightweight, flexible, easy to store/remove
- Impact-resistant
- Tight seal keeps out rain and dust



LOCK & RIDE
EASY AND FAST INSTALLATION



AIRTIGHT GASKET SEAL




VENTING OPTIONS



REDUCE IN-CAB DUST SWIRL BY ADDING A REAR PANEL
With a windshield and roof installed, turbulent air develops behind the cab. Add a rear panel to reduce dust intrusion from this swirl.

HARD COAT POLY // 30X MORE SCRATCH-RESISTANT



RANGER PRO SHIELD

LOCK & RIDE
REAR PANEL - SLIDING GLASS

- Sliding window provides ventilation, cab comfort and access to cargo in rear box
- » 2879015
XP 1000 '17-21, CREW XP 1000 '17-21, CREW 1000 '20-21, 1000 '20-21



RANGER PRO SHIELD

LOCK & RIDE
REAR PANEL - GLASS TOP SELLER

- » 2879013
XP 1000 '17-21, CREW XP 1000 '17-21, CREW 1000 '20-21, 1000 '20-21



RANGER PRO SHIELD

LOCK & RIDE
REAR PANEL - POLY POLARIS PURSUIT CAMO

- Strong, thick polycarbonate provides outstanding impact and scratch resistance
 - Installs in contours of cab frame with 360° gasketing for outstanding protection, comfort, fit and finish
 - Dot matrix screen printing allows for rear visibility
- » 2883774
XP 1000 '17-21, CREW XP 1000 '17-21, CREW 1000 '20-21, 1000 '20-21



RANGER PRO SHIELD

LOCK & RIDE
REAR PANEL - POLY - CLEAR TOP SELLER

- Strong, thick polycarbonate provides outstanding impact and scratch resistance
 - Installs in contours of cab frame with 360° gasketing for outstanding protection, comfort, fit and finish
- » 2883773
XP 1000 '17-21, CREW XP 1000 '17-21, CREW 1000 '20-21, 1000 '20-21

DOORS

THE BEST CAB COMPLETED

3-SEAT & CREW

1000 / XP 1000

ROOFS

WINDSHIELDS

REAR PANELS

DOORS

CAB COMPART

ELECTRICAL

WINDHES

PROTECTION

TECHNOLOGY

STORAGE

KEY FEATURES

RANGER PRO SHIELD CAB SYSTEM

WINDOW TYPE / VENTILATION

VISIBILITY

STORAGE COMPARTMENT

AUDIO-READY / SPEAKER MOUNT

PREMIUM TPE LINER

SPECIAL FEATURES

	PREMIUM POLY DOORS			POLY DOORS		CANVAS DOORS
	POWER WINDOW DOORS	MANUAL CRANK WINDOW DOORS	HALF DOORS	RANGER HUNTER DOORS	RANGER CLEARVIEW DOORS	ZIP WINDOW DOORS
WINDOW TYPE / VENTILATION	GLASS / POWER	GLASS / MANUAL CRANK	NA / OPEN TOP	GLASS / HINGED	GLASS / HINGED	CLEAR POLY / ZIPPED
VISIBILITY	UPPER	UPPER	UPPER	UPPER	UPPER + LOWER	UPPER + PARTIAL LOWER
STORAGE COMPARTMENT	STANDARD	STANDARD	STANDARD			
AUDIO-READY / SPEAKER MOUNT	STANDARD, PRE-WIRED	STANDARD				
PREMIUM TPE LINER	STANDARD	STANDARD	STANDARD			
SPECIAL FEATURES	BUILT-IN FLOOR LIGHT, COLORED ACCENT PANELS AVAILABLE	COLORED ACCENT PANELS AVAILABLE	COLORED ACCENT PANELS AVAILABLE	DURABLE POLY CONSTRUCTION, POLARIS PURSUIT CAMO	DURABLE POLY CONSTRUCTION	AVAILABLE IN POLARIS PURSUIT CAMO

<p>POWER WINDOW</p> <ul style="list-style-type: none"> The ultimate door offering power windows, switches mounted on the door and built-in floor light. 	<p>MANUAL CRANK WINDOW</p> <ul style="list-style-type: none"> A premium, door offering manual crank windows for airflow adjustment in the cab. 	<p>HALF</p> <ul style="list-style-type: none"> Provides lower protection from the off-road with an open-air experience. 	<p>RANGER HUNTER</p> <ul style="list-style-type: none"> Tough clear poly shell extends from the bottom of the door until it meets the upper-hinged glass window. Premium Polaris Pursuit Camo pattern offers extensive camo coverage. 	<p>RANGER CLEARVIEW</p> <ul style="list-style-type: none"> Deliver nearly uninterrupted visibility and maximum ambient lighting inside the cab. Tough clear poly shell extends from the bottom of the door until it meets the upper-hinged glass window. 	<p>ZIP WINDOW</p> <ul style="list-style-type: none"> Lightweight, durable protection with adjustable zipper ventilation and see-through bottom panel.
---	--	---	--	---	---

Front and Rear Doors are required to complete a cab on CREW Ranger models.

Premium Doors come with Gloss Black Exterior Door Accent Panels, images shown with optional Exterior Door Accent Panels.

	FRONT DOORS (SET OF 2) XP-1000 '18-21, CREW XP 1000 '19-21, CREW 1000 '20-21, 1000 '20-21			REAR DOORS (SET OF 2) CREW XP 1000 '19-21, CREW 1000 '20-21		
	Power Window Doors - Poly - Black 2884338	Manual Crank Window Doors - Poly - Black 2882561	Half Doors - Poly 2882559	RANGER Hunter Doors - Polaris Pursuit Camo 2883229	RANGER ClearView Doors 2882901	Zip Window Doors - Canvas - Black 2882902
	Manual Crank Window Doors - Rear - Poly 2883437	Half Doors - Rear - Poly 2883438	RANGER Hunter Doors - Rear - Polaris Pursuit Camo 2883633	RANGER ClearView Doors - Rear 2883632	Zip Window Doors - Rear - Canvas - Black 2883634	

EXTERIOR DOOR ACCENT PANELS // Replace stock gloss black accent panels // Painted plastic and clear-coated for UV protection // Install easily with a single screw // Comes as a pair

FRONT 2882870-555	2882870-685	2882870-756	2883499-342	2882870-686	2882870-750	2882870-632	2882870-765	2882870-804	2882870-726	2882870-666
REAR 2883829-555	2883829-685	2883829-756				2883829-632	2883829-765	2883829-804	2883829-726	2883829-666
FRONT 2882870-587	2882870-566	2882870-754	2883499-560	2882870-603	2882870-577	2882870-520	2882870-669	2882870-774	2882870-629	
REAR 2883829-587	2883829-566	2883829-754	2883843-560			2883829-520		2883829-774	2883829-629	

For required Polaris PULSE installation items, see P. 28

GET SUPERIOR PERFORMANCE AND OUR BEST SEAL with the RANGER Pro Shield Cab System door line

360° GASKET SEAL

EASY TO CLEAN TPE LINER

BUILT-IN STORAGE

AUDIO-READY

VENTILATION OPTIONS

CAB COMFORT & CONVENIENCE



8-VENT HEATER & DEFROST SYSTEM



- Easily control the climate inside your cab in any season
- Helps defrost windshields and keeps you warm or cool
- Heat and fan dash-mounted controls
- Manual vents

» **TOP SELLER** 2882753 **XP 1000 ONLY**

XP 1000 '18-21, CREW XP 1000 '19-21

» 2884066 **1000 ONLY**

1000 '20-21, CREW 1000 '20-21
NEED ADAPTER: 2884163 ON CREW 1000

» **CREW HEATER ADAPTER KIT** 2884163

CREW 1000 '20-21



WINDSHIELD WIPER & WASHER SYSTEM



» 2883974

XP 1000 '18-21, CREW XP 1000 '19-21, CREW 1000 '20-21, 1000 '20-21
REQUIRES MOUNT KIT 2207624 FOR POLY WINDSHIELDS

HARD COAT POLY WINDSHIELD WIPER & WASHER SYSTEM MOUNTING BRACKET

» 2207624

XP1000 '17-21, CREW XP 1000 '17-21, CREW 1000 '20-21, 1000 '20-21
REQUIRED TO USE WIPER ON 2883266 OR 2883300



FLOOR MATS - 3 SEAT

» 2882780 **XP 1000 ONLY**

XP 1000 '18-21, CREW XP 1000 '19-21, CREW: FITS FRONT SEATS ONLY

» 2884247 **1000 ONLY**

1000 '20-21, CREW 1000 '20-21, CREW: FITS FRONT SEATS ONLY

CAB SEAL SYSTEM - 3 SEAT



- Included in all Premium and Poly Doors

» 2883253

XP 1000 '18-21, CREW XP 1000 '19-21, CREW 1000 '20-21, 1000 '20-21

NOISE REDUCTION SYSTEM

» 2883489

XP 1000 '18-21, CREW XP 1000 '19-21, CREW 1000 '20-21, 1000 '20-21
DESIGNED TO ATTACH TO THE REAR CLOSURE PANEL OF YOUR RANGER CAB, THE SOUND ABSORBING MATERIAL REDUCES UNWANTED NOISE FOR A QUIETER CAB

UNDER SEAT DRY STORAGE

» 2882910 **XP 1000 ONLY**

XP 1000 '18-21, CREW XP 1000 '19-21
WILL NOT WORK WITH SUBWOOFER 2882890



MULTI-FUNCTION CAB LIGHT



- LED dome light provides white, red, green and blue lighting options
- Battery-operated. Recharges when the vehicle is on
- Can be removed to use as a flashlight in and around your vehicle

- Red light is great for reading maps
- Green light is perfect for navigating in the dark
- Blue light is ideal for night riding

» 2882871

XP 1000 '18-21, CREW XP 1000 '19-21, CREW 1000 '20-21, 1000 '20-21
REQUIRES ROOF PULSE: 2882904

REMOTE GARAGE DOOR OPENER BY HOMELINK

- HomeLink technology allows you to control up to two garage doors

» 2882892

XP 1000 '18-21, CREW XP 1000 '19-21, CREW 1000 '20-21, 1000 '20-21



POLARIS RANGER XP FULL-SIZE SEATSAVER - SPLIT BENCH SEAT

XP 1000 ONLY

- Covers the back and bottom of seat
- » POLARIS PURSUIT CAMO • 2883244-587
- » CARHARTT BROWN • 2883244-218
- » CARHARTT GRAVEL • 2883244-458

XP 1000 '18-21, CREW XP 1000 '19-21, CREW: FITS FRONT SEATS ONLY
NO REAR SEAT COVERS AVAILABLE



SEAT CONFIGURATION



WORK BEACON LED LIGHT

- 15.2 mof illumination 360° around your vehicle
- Ideal for plowing, hunting and nighttime utility work
- Break-away construction protects the light in areas with tight clearance
- Mounted to the vehicle on the rear of the ROPS
- Easily hinge the light up during use and hinge it down when in transit
- Add LED Headlights for more light

» 2883265

XP 1000 '18-21, CREW XP 1000 '19-21, CREW 1000 '20-21, 1000 '20-21

LED HEADLIGHTS

- LED Headlights offer improved brightness and illumination vs stock halogen lights
- Designed with styling specific to Ranger

» 2889072

XP 1000 '18-21, XP 1000 CREW '19-21



REVERSE WARNING ALERT

» 2883246

XP 1000 '18-21, CREW XP 1000 '19-21, CREW 1000 '20-21, 1000 '20-21
AUTOMATICALLY ACTIVATED WHENEVER THE VEHICLE IS PUT IN REVERSE

HORN

TOP SELLER



» 2882764

XP 1000 '18-21, CREW XP 1000 '19-21, CREW 1000 '20-21, 1000 '20-21

LARGE REAR VIEW MIRROR

TOP SELLER

» 2879969

XP1000 '17-21, CREW XP 1000 '17-21, CREW 1000 '20-21, 1000 '20-21



WIDE ANGLE REAR VIEW MIRROR

- Large 6.4 x 35.6 cm adjustable convex mirrored surface gives you a full-spectrum view

» 2881439


XP1000 '17-21, CREW XP 1000 '17-21, CREW 1000 '20-21, 1000 '20-21



With Polaris PULSE it's easy to add all your electrical accessories. See P. 28 to learn more.



ELECTRICAL ACCESSORIES



Polaris PULSE is a revolutionary way to provide additional power locations on your vehicle, and makes adding electrical accessories a snap. Electrical accessories are easier to install on the roof, with designated routing areas and plug and play connections. Look for

to identify Polaris PULSE ready accessories.

POLARIS PULSE
Electrical System
XP 1000
CREW XP 1000
1000
CREW 1000



ADD ELECTRICAL SYSTEM ACCESSORIES IN 4 EASY STEPS

STEP 1		
CHOOSE A POLARIS PULSE READY ROOF	3-SEAT	CREW
Premium Roof - Poly - Polaris Pursuit Camo	2882913	2883277
Premium Roof - Poly - Black	2882912	N/A
Sport Roof - Poly - Black	2882911	2883274

THE FOLLOWING ACCESSORIES EASILY PLUG INTO THE FACTORY INSTALLED POLARIS PULSE UNDER THE HOOD:

- 8-Vent Heater & Defrost System *P. 26*
- Horn *P. 27*
- Plow Controller *P. 30*
- 160 Watt, Waterproof AM/FM Bluetooth Audio System *P. 36*
- Light Bars *P. 52*



POLARIS PULSE UNDERHOOD BUS BAR - 6 POSITION 1000 ONLY

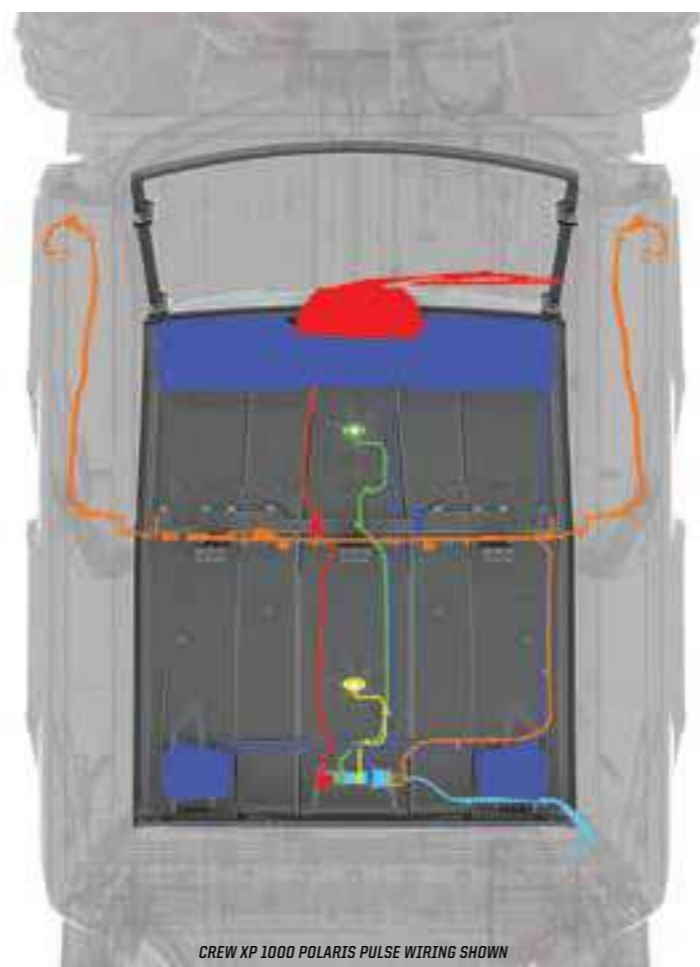
• If upgrading to more than three accessories attaching to the underhood PULSE location, replace 3-position Bus Bar with the Polaris PULSE Underhood Bus Bar - 6 Position
» 2884183
1000 '20-21, CREW 1000 '20-21

POLARIS PULSE BATTERY TENDER ADAPTER

• Connects your Battery Minder or trickle charger to your vehicle
» 2884297
XP1000 '18-21, CREW XP 1000 '19-21, CREW 1000 '20-21, 1000 '20-21

STEP 2			
ADD THE POLARIS PULSE ROOF 6		3-SEAT	CREW
Polaris PULSE Roof 6	2882904	X	X

POLARIS PULSE READY ROOF WIRING EXAMPLE



STEP 3 ADD ACCESSORIES*			
POWER WINDOW DOORS		3-SEAT	CREW
Power Window Doors - Poly - Black	2884338	X	X
Polaris PULSE Wiring Harness - Crew Extension	2883231		X

WINDSHIELD WIPER & WASHER SYSTEM		3-SEAT	CREW
Windshield Wiper & Washer System	2883974	X	X
Polaris PULSE Wiring Harness - Crew Extension	2883231		X

AUDIO: VISOR AUDIO + REAR SPEAKERS**		3-SEAT	CREW
300 Watt AM/FM, Bluetooth Audio Visor with Four 16.5 cm Waterproof Speakers	2882888	X	X
Rear Overhead Speakers	2882876	X	X
Polaris PULSE Wiring Harness - Crew Extension	2883231		X

AUDIO: DASH RADIO & VISOR SPEAKERS**		3-SEAT	CREW
160 Watt, Waterproof AM/FM Bluetooth Audio System	2882750	X	X
300 Watt Overhead Audio Visor Speakers	2882891	X	X
Polaris PULSE Wiring Harness - Crew Extension	2883231		X

MULTI-FUNCTION DOME LIGHT		3-SEAT	CREW
Multi-Function Cab Light (Front) †	2882871	X	X
Polaris PULSE Wiring Harness - Crew Extension	2883231		X

*Add accessories to models without Ride Command
**The FM Frequency range is from 88 to 108 and only on the odds (i.e. 88.1, 88.3, etc)
†To add a Multi-Function Dome light for rear passengers, add an additional 2882871

STEP 4 FINISHING TOUCH		
CONCEAL WIRING FOR A FINISHED, COMFORTABLE LOOK	3-SEAT	CREW
Premium Roof Liner	2882914	2883457



EASILY ADD LIGHTING

With Polaris PULSE it's easy to add RIGID and Pro Armor lighting to your RANGER, all LED Light bars listed on P. 52-53 are Polaris PULSE ready, making installation that much easier.

POLARIS PULSE LIGHT BAR WIRING LOCATIONS

FRONT BUMPER // ROOF - FRONT MOUNTED
ROOF - REAR MOUNTED // *CREW ROOF - REAR MOUNTED
(*REQUIRES EXTENSION)

1 LIGHT WITH 1 SWITCH
• Polaris PULSE Wiring Harness - 1 LED Light Bar • 2883230

2 LIGHTS WITH 1 SWITCH
• Polaris PULSE Wiring Harness - 1 LED Light Bar • 2883230
• Y-Harness • 2879860

2 LIGHTS WITH 2 SWITCHES
• Polaris PULSE Wiring Harness - 1 LED Light Bar • 2883230
• Polaris PULSE Wiring Harness - 1 LED Light Bar • 2883230

EXTENSIONS FOR CREW
• Polaris PULSE Wiring Harness - 1 LED Light Bar - Crew Extension • 2883231

WINCHES



ADD A PLOW
P. 48

WHETHER HARD AT WORK OR ON THE TRAILS, ADD A WINCH TO...

- GET THE JOB DONE RIGHT
- GET YOU ON YOUR WAY FASTER
- BE PREPARED FOR UNEXPECTED SITUATIONS

WHY POLARIS?



TESTED **1,200+**
PULLS AT MAX LOAD



BUILT TO WITHSTAND
-29° C TEMPERATURES



OPERATES **FULLY**
SUBMERGED



MILITARY
TESTED & APPROVED

UPGRADE YOUR CONTROLS HD OR PRO HD WINCHES

POWER CONTROLLER

- Control winch/plow hydraulics from shift knob

» 2883247

XP 1000 '18-21, CREW XP 1000 '19-21,
CREW 1000 '20-21, 1000 '20-21
CONTROLS HYDRAULICS
REQUIRES WINCH ADAPTER
2884159 WHEN USING A WINCH
FOR LIFTING DEVICE



WIRED REMOTE CONTROL

- Must order remote handle and socket together

» REMOTE HANDLE 4013466

» SOCKET 4017102

WORKS WITH ALL MODELS

DASH REMOTE CONTROL

- Must order remote switch and harness together

» REMOTE SWITCH 4017200

» HARNESS 2415055

XP 1000 '18-21, CREW XP 1000 '19-21,
CREW 1000 '20-21, 1000 '20-21

REPLACEMENT PARTS

SYNTHETIC ROPE

2,722 kg
» 2879188

2,041 kg
» 2879187



STEEL CABLE

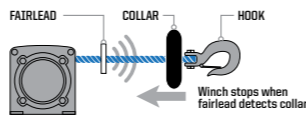
1,588 kg
» 2878890

FEATURES

ALL POLARIS ENGINEERED WINCHES COME WITH:



1. Set Dial to FREE SPOOL (N) to attach Winch Hook
2. Set Dial to PULL (L) for Winch Mode
3. Set Dial to ROPE RECOVERY (H) for 5x Faster Rope Recovery



Stops winch at end of pull to prevent driveline stress and plow overlifting



- Lightweight & Easy to Handle
- Superior Flexibility & Strength
- 15 m long



15 m range wireless remote control with unique code for interference-free operation

MODEL	2,722 kg	2,041 kg	2,041 kg
XP 1000 '18-21 CREW XP 1000 '19-21 1000 '20-21 CREW 1000 '20-21 NON EPS RANGER 1000 REQUIRES FRONT BUMPER	2882710	2882711	2882714

PRO PRO HEAVY DUTY SERIES TOP-OF-THE-LINE FEATURES



HD HEAVY DUTY SERIES BUILT FOR THE OFF-ROAD



PRO PRO HEAVY DUTY SERIES

- ✓ INTEGRATED WIRING, MOUNT, PREASSEMBLED
- ✓ HOOK WITH STRAP
- ✓ CUT STEEL GEARS & SEALED DRIVETRAIN
- ✓ SEALED PERMANENT MAGNET MOTOR

WITH ALUMINUM FAIRLEAD

WITH STEEL ROLLER FAIRLEAD

ADD SYNTHETIC ROPE
» 2879187

ADD WIRELESS REMOTE
» 2883455
WORKS WITH 2882714

NOT AVAILABLE

ADD AUTO STOP UPGRADE
» 2883454
WORKS WITH 2882714
SYNTHETIC ROPE REQUIRED

ADD SYNTHETIC ROPE
» 2879187

ADD WIRELESS REMOTE
» 2883455
WORKS WITH 2882714

PROTECTION

HD FRONT BRUSHGUARD with integrated plow mount and mounting locations for seamless installation of lighting accessories. Additional 91.4 cm of storage area is included for the Off-Road Jack Kit or other recovery equipment.



STANDARD BRUSHGUARDS


HD BRUSHGUARDS

PERFECT FOR: **INCREASED PROTECTION AROUND LIGHTING AND FENDERS**

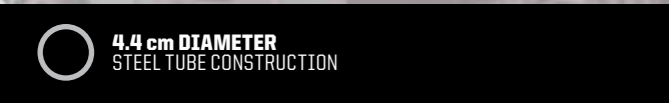
FRONT




INSTALLS DIRECTLY TO STOCK BUMPER



REAR



4.4 cm DIAMETER STEEL TUBE CONSTRUCTION



CAN BE USED IN CONJUNCTION WITH A TOW HITCH

• Requires 2207941 with Ride Command
 » FRONT • 2882531 **TOP SELLER** » REAR • 2882529 **TOP SELLER**
 XP 1000 '18-21, CREW XP 1000 '19-21, CREW 1000 '20-21, 1000 '20-21
 FRONT BRUSHGUARD DOES NOT FIT HIGH LIFTER MODELS
 1000 NON-EPS VEHICLES REQUIRE FRONT BUMPER: 2884123
 • For use with vehicles with Ride Command with Front Camera
 » RIDE COMMAND BUMPER ADAPTER • 2207941

• Increased protection over stock bumper with integrated mounting locations for accessories and lights (sold separately) with a durable matte black finish
 • Easy installation with included mounting hardware
 • Additional 36" storage area for recovery equipment
 » FRONT • 2885105 » REAR • 2884217
 XP 1000 '18-21, CREW XP 1000 '19-21, CREW 1000 '20-21, 1000 '20-21
 FRONT BRUSHGUARD DOES NOT FIT HIGH LIFTER MODELS
 REAR: RECOMMENDED WITH ANY OF OUR RIGID OR PRO ARMOR
 POD LIGHTS FOR UPGRADED LIGHTING
 » OFF-ROAD JACK KIT 2881201

ROCK GUARDS



3-SEAT



CREW

ROCK GUARD WITH STEP

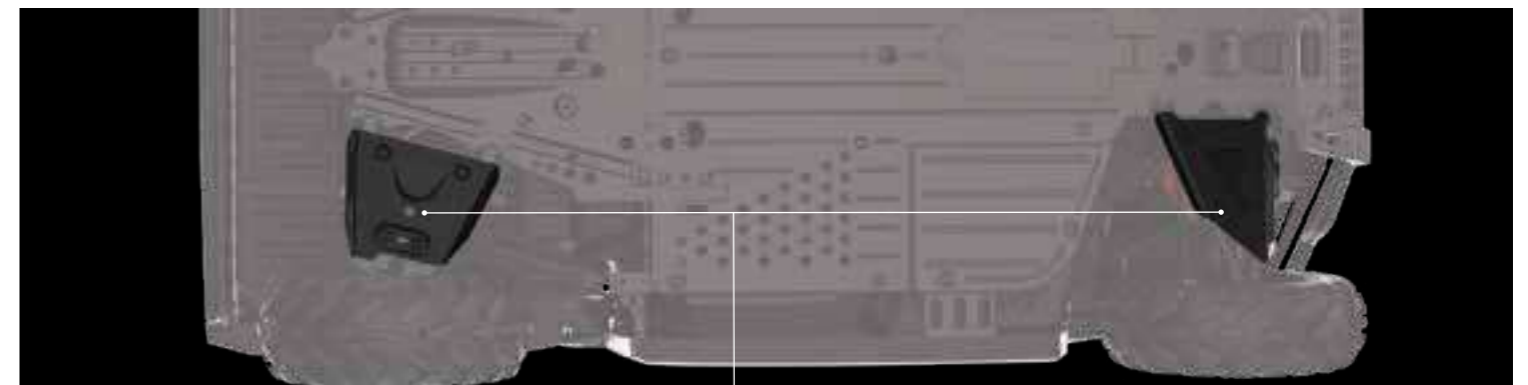
- Reliable, hard-working protection for edges of vehicle
- Integrated step with boot scraper helps keep interior clean
- Mounts directly to the frame, instead of underneath, for maximum ground clearance
- Steel construction with black e-coat and durable black powdercoated finish

» 3-SEAT • 2882530
 XP 1000 '18-21, 1000 '20-21
 » CREW • 2883398
 CREW XP 1000 '19-21, CREW 1000 '20-21

FRONT BRUSHGUARD

1000 ONLY

- Increased protection over stock bumper
 - Sturdy stamped steel and tube construction
 - Integrated mounting positions for plow and winch accessories
- » 2884123
 1000 '20 CAMO OR IN-MOLD, CREW 1000 '20 CAMO OR IN-MOLD, 1000 '21 NON EPS, CREW 1000 '21 NON EPS
 REQUIRED TO INSTALL WINCH/PLOW ON NON EPS RANGER 1000



HMW A-ARM GUARDS

- Strong, .64 cm thick, durable, lightweight HMW (high molecular weight) polyethylene construction helps protect against off-road impacts
- Molded specifically for the RANGER XP 1000 & 1000 front suspension for a sure fit and low-profile presence
- Easy bolt-on design with mounting hardware included

» FRONT • 2882784
 XP 1000 '18-21, CREW XP 1000 '19-21, CREW 1000 '20-21, 1000 '20-21
 WILL NOT FIT ARCHED A-ARM MODELS
 » REAR • 2882787
 XP 1000 '18-21, CREW XP 1000 '19-21, CREW 1000 '20-21, 1000 '20-21
 WILL NOT FIT ARCHED A-ARM MODELS

REVOLUTIONIZING THE OFF-ROAD EXPERIENCE



RIDECOMMAND

- BUILT IN GPS WITH TOPOGRAPHY MAPS TO SEE YOUR LOCATION AND PLAN YOUR RIDE
- MEDIA PLAYER WITH BUILT IN AM/FM TUNER FOR ALL YOUR FAVORITE MUSIC
- GROUP RIDE FOR BUDDY TRACKING, TO SEE YOUR FRIENDS ON THE MAP, TRACK AND SHARE RIDE STATS ON THE DISPLAY OR RIDE COMMAND MOBILE APP

RIDE COMMAND 7" DISPLAY



- 7" High Bright Touchscreen visible in all conditions
- Displays critical vehicle information for fuel level, coolant temp and battery voltage
- Media player with built in AM/FM tuner*
- Enhanced Group Ride capability to track and share your ride
- Dedicated shortcut buttons for quick access to features
- Bluetooth and USB smart phone connectivity
- Front camera support for better visibility on and off trail
- Includes Plow Mode on XP 1000 '18-20 and CREW XP 1000 '19-20 models (see P. 46 for details)

» 2884072

XP 1000 '18-21, CREW XP 1000 '19-21, CREW 1000 '20-21, 1000 '20-21
SPEAKERS NOT INCLUDED. MUST CHOOSE AUDIO PACKAGE FOR AUDIO OUTPUT.

RIDE COMMAND MOUNT KIT



- Mount Ride Command seamlessly into the dash for perfect fit and finish
- Comes with wiring harnesses needed
- Includes front camera

» 2882872

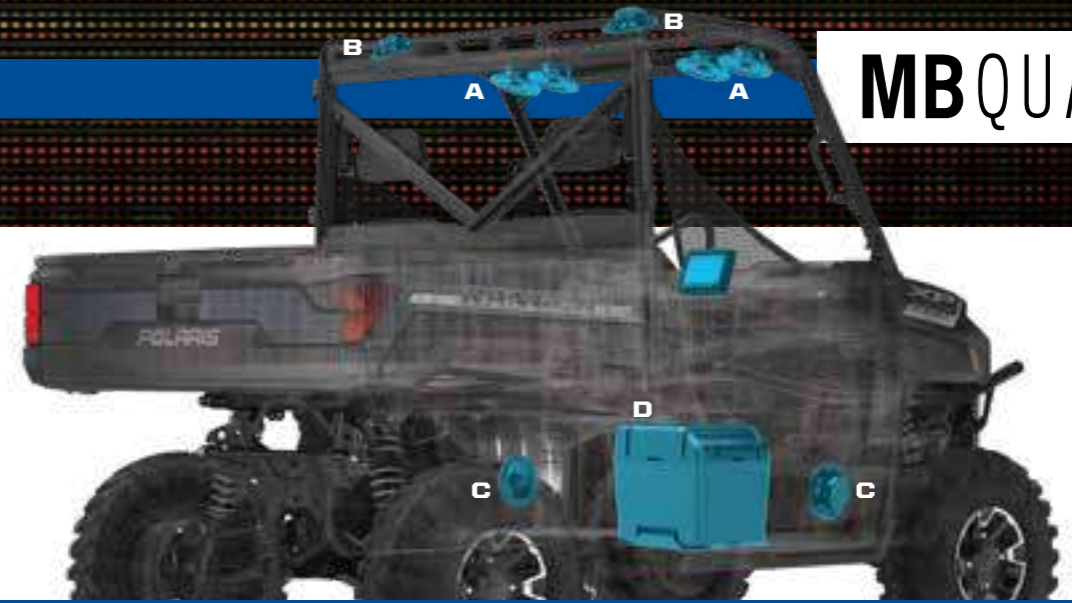
XP 1000 '18-21, CREW XP 1000 '19-21, CREW 1000 '20-21, 1000 '20-21, ALL NORTHSTAR EDITIONS '18-20
'20-21, CREW 1000 '20-21, NORTHSTAR EDITION '21, XP 1000 TRAIL BOSS '21, CREW XP 1000 TRAIL BOSS '21
FOR ALL MODELS WITH 900 WATT STATOR UPGRADE

» 2884564

XP 1000 BACKCOUNTRY '19-21, CREW XP 1000 BACKCOUNTRY '19-21, CREW 1000 WINTER PREP

ADD RIDE COMMAND PLOW MODE HARNESS P. 46

*The FM Frequency range is from 88 to 108 and only on the odds (i.e. 88.1, 88.3, etc)



BUILD YOUR SOUND WITH RIDE COMMAND

STEP 1

ADD HEAD UNIT

RIDE COMMAND
2884072

STEP 2

ADD MOUNT

2882872
XP 1000 '18-21, CREW XP 1000 '19-21, CREW 1000 '20-21, 1000 '20-21
FOR NORTHSTAR AND ALL OTHER MODELS WITHOUT 900 WATT STATOR

OR

2884564
XP 1000 '18-20, CREW XP 1000 '19-20, CREW 1000 '20, 1000 '20
FOR 900 WATT STATOR

STEP 3

UPGRADE AUDIO BY ADDING VISOR OR DASH AUDIO

OPTION 1 VISOR AUDIO

OPTION 1
VISOR AUDIO

A. OVERHEAD VISOR SPEAKERS

2882891
HARNESS REQUIRED
2882904
CREW MODELS REQUIRE ADDITIONAL 2883231
AUDIO ANTENNA KIT
2889044
REQUIRED FOR AM/FM

B. REAR OVERHEAD SPEAKERS

2882876

C. DOOR SPEAKERS

2882889

D. 25.4 cm MAXBOOST SUBWOOFER

2884233
XP 1000 '18-21, CREW XP 1000 '19-21
WITH 900 WATT STATOR

OPTION 2 DASH AUDIO

OPTION 2
DASH AUDIO

A. AUDIO DASH SPEAKERS

2883956

B. REAR OVERHEAD SPEAKERS

2882876

C. DOOR SPEAKERS

2882889

D. 25.4 cm MAXBOOST SUBWOOFER

2884233
RANGER MODELS WITH RIDE COMMAND PACKAGE REQUIRE 2883232 ADAPTER HARNESS

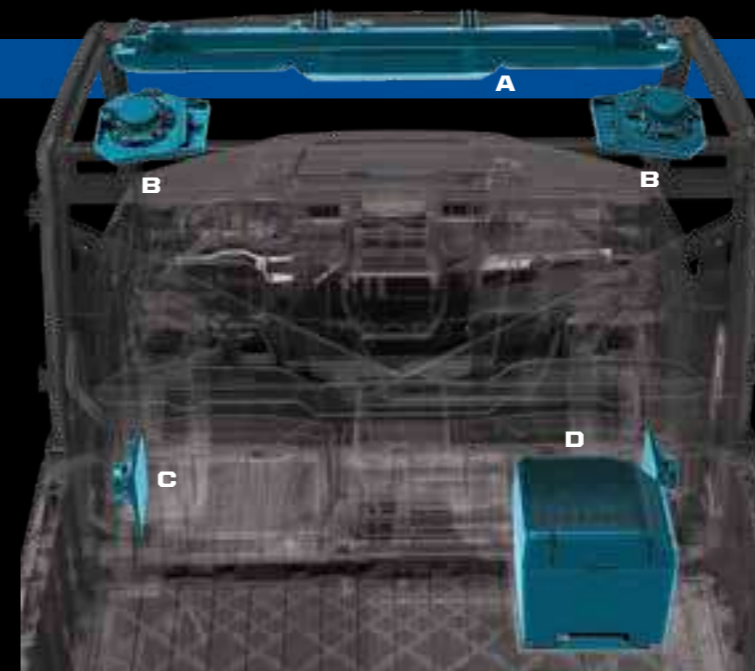
AUDIO DASH SPEAKERS INCLUDE BUILT-IN FOUR CHANNEL AMPLIFIER (40-WATTS) AND TWO OFF-ROAD GRADE 13.3 cm SPEAKERS

DOWNLOAD THE RIDE COMMAND MOBILE APP



OFF-ROAD GRADE AUDIO

MB Quart, combined with Polaris, engineers Off-Road Grade Audio equipment that's proven to deliver the loudest, crispest sound in the harshest conditions. Rain, snow, mud, heat, cold, dust—**ANY PLACE YOUR RANGER EXCELS, SO WILL YOUR AUDIO.**



1 CHOOSE A HEAD UNIT

Control all aspects of your sound system. Choose what to listen to and how loud.



160 WATT, WATERPROOF AM/FM BLUETOOTH AUDIO SYSTEM



- All-in-one solution for giving your vehicle a performance-ready sound system
- USB input, Bluetooth 4.0 compatible, Apple Control, AM/FM tuner*
- Built-in four channel amplifier (40-watts x 4)
- Two off-road grade 13.3 cm speakers with Titanium Dome Tweeters and Polypropylene Cones

» 2882750

XP 1000 '18-21, CREW XP 1000 '19-21, CREW 1000 '20-21, 1000 '20-21

USE AS IS OR ADD ADDITIONAL SPEAKERS



300 WATT AM/FM, BLUETOOTH AUDIO VISOR WITH FOUR 16.5 cm WATERPROOF SPEAKERS TOP SELLER



- One-step solution for off-road audio
- USB input, Bluetooth 4.0 compatible, Apple Control, AM/FM tuner*
- 300-Watt four channel amplifier (75 watts x 4)
- 4 16.5 cm coaxial speakers with Titanium Dome Tweeters and Polypropylene Cones
- Audio outputs to drive additional speakers
- 4 Accessory knocks outs
- Polaris PULSE Electrical System

» 2882888

XP 1000 '18-21, CREW XP 1000 '19-21, CREW 1000 '20-21, 1000 '20-21
NOT COMPATIBLE WITH RIDE COMMAND

COMES WITH OVERHEAD VISOR SPEAKERS (AT RIGHT) USE AS IS OR ADD ADDITIONAL SPEAKERS

2 ADD SPEAKERS - MIX AND MATCH

Your RANGER is ready for work, but is it ready to entertain? From a simple two-speaker setup to a complete system - add speakers to BUILD IT YOUR WAY.



A VISOR SPEAKERS

STANDARD WITH VISOR STEREO

300 WATT OVERHEAD AUDIO VISOR SPEAKERS

- Built-in 300-Watt amplifier (75-watt x 4 channels)
- Four 16.5 cm speakers located in the overhead
- Waterproof system for reliable power and sound quality

» 2882891

XP 1000 '18-21, CREW XP 1000 '19-21, CREW 1000 '20-21, 1000 '20-21



B OVERHEAD SPEAKERS

REAR OVERHEAD SPEAKERS

- Two 16.5 cm rear roof mounted speakers with Titanium Dome Tweeters and Polypropylene Cones
- Easy install
- Waterproof system for reliable power and sound quality

» 2882876

XP 1000 '18-21, CREW XP 1000 '19-21, CREW 1000 '20-21, 1000 '20-21



C DOOR SPEAKERS

16.5 cm WATERPROOF DOOR SPEAKERS

- Two 16.5 cm waterproof speakers with Titanium Dome Tweeters and Polypropylene Cones
- Easy install on manual or power window doors

» 2882889

XP 1000 '18-21, CREW XP 1000 '19-21, CREW 1000 '20-21, 1000 '20-21



D SUBWOOFER

MAX BOOST 25.4 CM 250 WATT SUBWOOFER XP 1000 ONLY

- Built-in 250-watt amplifier powering 25.4 cm waterproof subwoofer
- Fits RANGER XP 1000 with flip-up passenger seat

» 2882890

XP 1000 '18-21, CREW XP 1000 '19-21
NOT COMPATIBLE WITH RIDE COMMAND
WILL NOT FIT WITH 2882910 STORAGE INSTALLED

3 MAKE IT WORK

VISOR STEREO HEAD UNIT

VISOR SPEAKERS

POLARIS PULSE ROOF 6

- Required with Visor Stereo (2882888)
- Required to add Visor Speakers (2882891)

» TOP SELLER 2882904

XP 1000 '18-21, CREW XP 1000 '19-21, CREW 1000 '20-21, 1000 '20-21

CREW MODELS

CREW EXTENSION

- Required for all Crew models where Polaris PULSE Roof 6 Harness (2882904) is required

» 2883231

XP 1000 '20-21, CREW XP 1000 '19-21, CREW 1000 '20-21

NEW FALL AVAILABILITY
GEOFENCING KIT

- Keep vehicle operators safe by quickly setting and controlling ride boundaries such as speed limits within and outside the geofenced area
- Ensure operators are riding at the appropriate speed for their experience and terrain by setting a max speed from your Ride Command app
- Activate passcode protection and to have full control of who and when the vehicle is being operated

» 2884779

1000 '20-21, CREW 1000 '20-21


*The FM Frequency range is from 88 to 108 and only on the odds (i.e. 88.1, 88.3, etc)

STORAGE

LOCK & RIDE

EXCLUSIVE TO POLARIS, LOCK & RIDE ACCESSORIES LET YOU QUICKLY CHANGE FROM ONE TASK TO ANOTHER WITH HUNDREDS OF OPTIONS.

WITH THE FLIP OF A LEVER, LOCK & RIDE PLUNGERS USE OUTWARD PRESSURE TO EXPAND FOR A SECURE FIT.



CARGO BED REAR WINCH



- Assists lifting heavy objects like hay bales or big game up into rear cargo bed
- 136 kg winch mounts high on rear cab frame
- Equipped with 4.6 m of premium synthetic rope

» 2884215

XP 1000 '18-21, CREW XP 1000 '19-21, CREW 1000 '20-21, 1000 '20-21
REQUIRES ROOF PULSE: 2882904



LOCK & RIDE FRONT BRUSHGUARD STORAGE RACK

- Allows extra storage space in front of your vehicle
- Accommodates a Polaris Northstar 28 L Cooler or similar sized items
- Attaches and removes easily
- Mounts to existing plow mounting points

» 2883971

XP 1000 '18-21, CREW XP 1000 '19-21, CREW 1000 '20-21, 1000 '20-21



LOCK & RIDE TONNEAU COVER

- Protects items stored in cargo bed from the elements
- HDPE construction on steel sub-frame can support up to 45.4 kg on top of cover
- Molded storage area for Polaris Northstar 28 L Cooler
- Convenient hinged middle panel for easy access
- Easy installation with Lock & Ride

» 2884218

XP 1000 '18-21, CREW XP 1000 '19-21, CREW 1000 '20-21, 1000 '20-21



LOCK & RIDE TIP-DOWN HEADACHE RACK

- Rack tips down for additional storage solutions with space below and multiple tie-down points
- Lightweight and heavy-duty rack protects the cab of your RANGER and lets you haul even more

» 2881531

XP 1000 '17-21, CREW XP 1000 '17-21, CREW 1000 '20-21, 1000 '20-21
DOES NOT FIT HIGH LIFTER MODELS



LOCK & RIDE CARGOMAX SYSTEM

- Comes standard with a support bar that ties the two sides together for a sturdy cargo hold
- Designed to attach to the Lock & Ride Tip-Down Headache Rack for additional support and three-sided containment
- Adjustable utility hooks provide more options for hanging tools, cords or gear

» 2882177

XP 1000 '17-21, CREW XP 1000 '17-21, CREW 1000 '20-21, 1000 '20-21



LOCK & RIDE BED EXTENDER/DIVIDER

- Extend or divide the cargo box
- Installs in any location in the box
- Multiple tie-down points available to secure cargo

» 2882752

XP 1000 '18-21, CREW XP 1000 '19-21, CREW 1000 '20-21, 1000 '20-21



LOCK & RIDE FRONT HOOD STORAGE RACK

- Front curve helps keep cargo in place when traveling
- Provides additional protection
- Fully integrated pivots to gain under-hood access
- Requires Bumper Adapter 2207941 with Ride Command

» 2882690

XP 1000 '18-21, CREW XP 1000 '19-21, CREW 1000 '20-21, 1000 '20-21
DOES NOT FIT WITH BUMPER 2882531
REQUIRES 2207941 TO WORK WITH RIDE COMMAND CAMERA

75+ COMBINATIONS TO MAKE IT YOUR OWN

With a full line of Lock & Ride accessories, you can haul more and do more. Use the chart below to see what combinations work together.

POLARIS RANGER STORAGE MATRIX XP 1000 / 1000 570 FULL-SIZE	LOCK & RIDE Tip-Down Headache Rack	LOCK & RIDE CargoMax System	LOCK & RIDE Bed Extender/Divider	LOCK & RIDE Storage Box	LOCK & RIDE Tool Rack	LOCK & RIDE Chainsaw Mount	LOCK & RIDE 60 Gallon Boomless Utility Sprayer	Cargo Bed Rear Winch	LOCK & RIDE Front Brushguard Storage Rack	LOCK & RIDE Tonneau Cover	Cargo Bed Mat
LOCK & RIDE Tip-Down Headache Rack	2881531	✓	✓	✓	✓	✓	✓		✓		✓
LOCK & RIDE CargoMax System	2882177	✓		✓ ²					✓		✓
LOCK & RIDE Bed Extender/Divider	2882752	✓		✓	✓	✓		✓	✓		✓
LOCK & RIDE Storage Box	2883279	✓	✓ ¹		✓	✓		✓	✓		✓
LOCK & RIDE Tool Rack	2881533		✓	✓		✓		✓	✓		✓
LOCK & RIDE Chainsaw Mount	2879354	✓	✓	✓	✓		✓	✓	✓		✓
LOCK & RIDE 60 Gallon Boomless Utility Sprayer	2879799	✓				✓		✓	✓		✓
Cargo Bed Rear Winch	2884215		✓	✓	✓	✓	✓		✓		
LOCK & RIDE Front Brushguard Storage Rack	2883971	✓	✓	✓	✓	✓	✓	✓		✓	✓
LOCK & RIDE Tonneau Cover	2884218								✓		✓
Cargo Bed Mat	2882751	✓	✓	✓	✓	✓	✓	✓	✓	✓	

¹ Storage box at front of cargo box if not used with Tip-down Headache Rack

² Storage box at front of cargo box

LOCK & RIDE QUICKSTRAP

- The quickest and most secure way to mount Polaris accessories
- Sold as a pair

» 2882187

ALL COOLERS, RANGER CARGO BOXES

LOCK & RIDE D-RINGS

- The most versatile Lock & Ride accessory - add as many as you need to secure your cargo with bungee cords or straps

» 2881545

ALL RANGER CARGO BOXES

3.8 cm x 4.6 m 2495 kg RATCHET STRAP

- Heavy duty webbing
- 2,495 kg Maximum Load / Working Load

• 2 Pack

» 2884031

5.1 cm x 6.1 m 4536 kg RATCHET STRAP

- Heavy duty webbing
- 4,536 kg Maximum Load / Working Load

• Floating D-Rings & Double J-Hooks

» 2884032

STORAGE

LOCK & RIDE

CHAINSAW MOUNT

- Can be secured to the outside of the bed wall so your chainsaw is within reach at all times

» 2879354

XP 1000 '17-21, CREW XP 1000 '17-21, CREW 1000 '20-21, 1000 '20-21



LOCK & RIDE

227 L BOOMLESS UTILITY SPRAYER

» 2879799

XP 1000 '17-21, CREW XP 1000 '17-21, CREW 1000 '20-21, 1000 '20-21



BED ESSENTIALS

FIRE EXTINGUISHER HOLDER

- Only holds a 8.3 cm diameter extinguisher
- Quick release strap allows for easy use

» 2882158

XP 1000 '17-21, CREW XP 1000 '17-21, CREW 1000 '20-21, 1000 '20-21



ELECTRONIC CARGO BOX LIFT

» 2884141

XP 1000 '18-21, CREW XP 1000 '19-21, CREW 1000 '20-21, 1000 '20-21



RIDE & REPAIR ESSENTIALS KIT

» 2881207

ALL RANGER MODELS



CARGO BED MAT

- Non-slip surface to better secure loads and keep cargo bed clean

» 2882751

XP 1000 '18-21, CREW XP 1000 '19-21, CREW 1000 '20-21, 1000 '20-21



TOW & HAUL



TRAILER BALLS

» 5 cm WITH 1.9 cm SHANK 2877603

» 4.8 cm WITH 1.9 cm SHANK 2877602



5 cm BALL MOUNT

» 5 cm RECEIVER 2875320



3:1 HITCHES

» 5 cm x 5 cm RECEIVER 2830522

» 3 cm x 3 cm RECEIVER 2830523

» 4.8 cm REPLACEMENT BALL 2830524

ALL RANGER MODELS



FRONT MOUNT RECEIVER HITCH

- Standard 5 cm receiver mount bolts directly to the frame
- UTV attachment works with Polaris bumpers
- Rated at 45.4 kg tongue weight and 453.6 kg towing

» 2882782

XP 1000 '18-21, CREW XP 1000 '19-21, CREW 1000 '20-21, 1000 '20-21

TASK-SPECIFIC TOOLS

LOCK & RIDE

TOOL RACK

- Attach on the inside or outside of the cargo bed

» 2881533

XP 1000 '17-21, CREW XP 1000 '17-21, CREW 1000 '20-21, 1000 '20-21



ORGANIZE & PROTECT

LOCK & RIDE

STORAGE BOX

- Enough room to store all the tools you need to get the job done
- Internal organizational dividers keep gear from rolling around
- Easily detaches from vehicle

» 2883279

XP 1000 '17-21, CREW XP 1000 '17-21, CREW 1000 '20-21, 1000 '20-21



DO MORE

COOLERS SEE P. 42



HUNT SEE P. 44



COLD WEATHER SEE P. 46



LIGHTING SEE P. 52



**KEEP IT
ICE COLD**



**GRIZZLY TESTED.
POLARIS APPROVED.**



This cooler is IGBC-approved, meaning it withstands the power expended by a typical grizzly bear if it was trying to get inside.

Seriously, there are experts who know what a grizzly is capable of doing, and they certify our coolers can take it.



**28, 57 & 99
LITER FEATURES**



ComfortCarry
Handles



TravelLock
System



EasyOut
Drain System



NoSlip
Rubber Feet



PolarWall
Insulation



IceLock
Seal

POLARIS NORTHSTAR COOLERS CAN SURVIVE JUST ABOUT ANYTHING - FROM EXTREME HEAT TO A NASTY TUMBLE OFF A VEHICLE.



99 LITER

- » GRAPHITE • 2883426
- » DESERT • 2883392



57 LITER

- » GRAPHITE • 2883425
- » DESERT • 2881259



28 LITER

- » GRAPHITE • 2883424
- » DESERT • 2881315



14 LITER











- » GRAPHITE • 2883968



19 LITER SOFTSIDE

- » GRAPHITE • 2883390

ESSENTIAL ACCESSORIES SO YOUR COOLER WORKS AS HARD AS YOU DO

COOLER ACCESSORIES	99 LITER	57 LITER	28 LITER	DON'T FORGET THESE ACCESSORIES		
 <p>WIRE BASKET</p>	2883648	2882185	2882438	 <p>TUMBLERS</p> <ul style="list-style-type: none"> » 887 mL • 2883394 » 591 mL • 2883393 	 <p>LOCK & RIDE QUICKSTRAP</p> <ul style="list-style-type: none"> » 2882187 <p>ALL COOLERS AND POLARIS RANGER CARGO BOXES</p>	 <p>BOTTLE OPENER</p> <ul style="list-style-type: none"> » 2882183 <p>ALL COOLERS</p>
 <p>DIVIDERS Doubles as cutting board</p>	2883468 COMES WITH ONE DIVIDER  1 way to partition	2882184 COMES WITH TWO DIVIDERS  2 ways to partition	2882186 COMES WITH ONE DIVIDER  1 way to partition			
 <p>SEAT CUSHION</p>	NOT AVAILABLE	2882179	2882507			
 <p>WHEELS</p>	2883967	2882180	NOT AVAILABLE			

PROTECTING YOUR ESSENTIAL GEAR SINCE 1943



KOLPIN STRONGHOLD SYSTEM

Polaris is proud to partner with Kolpin Outdoors, an industry leader in off-road accessories and the premier name in gun boots and mounts. If you need to secure a firearm or a pop-up blind while riding, simply attach the auto-latch mount and choose your case.

IDEAL FOR SECURE TRANSPORT OF SCOPED RIFLES AND SHOTGUNS

STEP 1 CHOOSE YOUR MOUNT

STEP 2 CHOOSE YOUR BOOTS



LOCK & RIDE KOLPIN STRONGHOLD AUTO-LATCH DOUBLE BOOT MOUNT

- Precision angle adjustable for a custom fit
- Provides a quick and secure attachment point

- » DOUBLE BOOT MOUNT • 2883970
- » SINGLE BOOT MOUNT • 2884106

KOLPIN STRONGHOLD GUN BOOT XL – TRANSPORT

- 132 cm L x 9.5 cm W x 26.7 cm H
- » 2882430
- Requires Auto-Latch Mount (2883970 or 2884106)

KOLPIN STRONGHOLD GUN BOOT L

- 132 cm L x 12 cm W x 23.5 cm H
- » 2882426
- Requires Auto-Latch Mount (2883970 or 2884106)

KOLPIN STRONGHOLD POP-UP BLIND/ICE AUGER BOOT

- 116.8 cm L x 31.8 cm W
- » 2884215
- Requires Auto-Latch Mount (2883970 or 2884106)

CARGO BED REAR WINCH

- Assists lifting heavy objects like hay bales or big game up into rear cargo bed
- 136 kg winch mounts high on rear cab frame
- Equipped with 4.6 m of premium synthetic rope

- » 2884215
- XP 1000 '18-21, CREW XP 1000 '19-21, CREW 1000 '20-21, 1000 '20-21



LOCK & RIDE GUN RACK 6

- Adjustable to store guns at an angle or vertical (shown at angle)
- Holds 6 rifles or shotguns securely with soft rubber v-grips
- Stock is secured in place with a soft molded rubber inlay along the bottom of the rack
- Rack can be adjusted into 3 positions based on firearm height

- » 2882159
- XP 1000 '17-21, CREW XP 1000 '17-21, CREW 570 FULL-SIZE '18-21, CREW 1000 '21, 570 FULL-SIZE '17-21, 1000 '20-21



IN-CAB GUN MOUNT

- Gives you instant gun access in the field
- Mounts securely to the floor and adjusts up to 45° forward
- Robust, molded gun butt holder at base
- Quick-release barrel straps
- Easily removable
- Accommodates scope-equipped rifles

- » 2883263
- XP 1000 '18-21, CREW XP 1000 '19-21, CREW 1000 '20-21, 1000 '20-21
- NORTHSTAR EDITION REQUIRES 2208023 HWD KIT TO INSTALL ON THE 2019 AND NEWER MODELS

POLARIS PURSUIT CAMO SxS FIELD COVER

- Full-coverage camo print cover hides your side-by-side while in the field
- Lightweight material protects your RANGER from inclement weather

- » 2882160
- XP 1000 '17-21, EV '11-21, 570 FULL-SIZE '17-21, 570 '14-21, 500 '11-21, 1000 '20-21



Never transport a loaded firearm. Verify firearm is unloaded prior to mounting. Please refer to local laws and regulations regarding the requirements for the legal transport of firearms.

KOLPIN RHINO GRIPS IDEAL FOR CARRYING RIFLES, SHOTGUNS, BOWS AND CROSSBOWS



LOCK & RIDE RHINO GRIP PRO

- » 2884107
- ALL RANGER MODELS (EXCEPT 150)



LOCK & RIDE RATCHETING RHINO GRIP

- » 2881575
- ALL RANGER MODELS (EXCEPT 150)



LOCK & RIDE RHINO GRIP XLR

- » 2881574
- ALL RANGER MODELS (EXCEPT 150)



LOCK & RIDE RHINO GRIP XLR DOUBLES

- » 2884108
- ALL RANGER MODELS (EXCEPT 150)



RHINO GRIP PRO REPLACEMENT RUBBER STRAPS

- » 2884109
- RHINO GRIP PRO



NEW HEAVY-DUTY XLR REPLACEMENT RUBBER STRAPS (2)

- » 2889204
- RHINO GRIP XL

COLD WEATHER

GET READY FOR WINTER
with plows and tracks.
See P. 48 for plow details.

POLARIS PLOW MODE

**EXCLUSIVE TO RANGER XP 1000
RIDE COMMAND FOR 2020 AND 2021**

**RIDE COMMAND
7" DISPLAY**

» 2884072

XP 1000 '19-21, CREW XP 1000 '19-21,
CREW 1000 '20-21, 1000 '20-21

**SEE
P. 34**

PLOW MODE FUNCTIONALITY DOES NOT CONTROL HYDRAULIC LIFT AND ANGLE



PLOW IS AUTOMATICALLY LOWERED
WHEN SHIFTING INTO LOW



PLOW IS AUTOMATICALLY RAISED WHEN
SHIFTING INTO REVERSE



BACK DRAG MODE ALLOWS
FOR PULLING SNOW AWAY
FROM BUILDINGS

PROSPECTOR PRO TRACK SYSTEM

PROSPECTOR PRO TRACK MOUNTS

• Install this track system mounting hardware in place of tires and wheels. Tracks sold separately.

» 2889069 **NEW** FALL AVAILABILITY

XP1000 21, CREW XP1000 21, 1000 21, CREW 1000 '21
FITS MODELS WITH HIGH CLEARANCE A-ARMS

» 2882783

XP1000 18-20, CREW XP1000 19-20, 1000 20, CREW 1000 '20
DOES NOT FIT HIGH LIFTER MODELS

» 2880071

CREW 570-4 '15-21, 570 '14-21, 500 '17-21

PROSPECTOR PRO TRACK

» 2880758

570 FULL-SIZE 16-21 WITH EPS, 570-2 '14-21 WITH EPS, CREW 570-2 '14-21 WITH
EPS
DOES NOT FIT HIGH LIFTER MODELS

» 2883313

XP1000 '18-21 WITH EPS, CREW XP1000 '19-21 WITH EPS, 1000 20-21 WITH EPS,
CREW 1000 20-21 WITH EPS
DOES NOT FIT HIGH LIFTER MODELS

» 2880757

XP1000 '18-21 WITH OUT EPS, CREW XP1000 '19-21 WITH OUT EPS, 1000 20-21
WITH OUT EPS, CREW 1000 20-21 WITH OUT EPS, 570 FULL-SIZE 16-21 NON EPS,
570-2 '14-21 WITH OUT EPS, CREW 570-2 '14-21 WITH OUT EPS

POLARIS-SPECIFIC GEARING PROVIDES 1:1 RATIO TO:

- Minimize track slip, providing better climbing ability and improved traction in deep snow
- Improve top speed over prior models by approximately 5%
- Reduce operating RPM for a quieter ride
- Improve driveline durability, which allows vehicle to run at a lower RPM, decreasing engine wear

Polaris Exclusive optimized hub geometry that minimizes feedback and eases steering effort

Lightweight design provides for better flotation, eases steering effort, and provides better vehicle control

New front dual stabilizer for improved stability



For year-round use, Polaris recommends the use of Intake Update Kit (2880673) on any Ranger XP 1000 '17, Ranger XP 1000 CREW '14-18 with tracks installed. To keep intake system working optimally, this kit pre-filters out fine snow and dust.

If using Glacier Pro Plow System with tracks, Track Plow Extension is required (2889267)

Otter®

FEATURES

- Fits 1-2 people
- 2.46 square meter
- Set up dimensions: 170.2 L x 151.1 W x 199.4 H cm
- Cover included
- 2 top sealable vents
- Front entry door with dual coil zippers
- 2 sewn-in TPU crack resistant windows
- Insulated corners for complete coverage
- Interior draft skirt with extra-long perimeter

POLARIS RANGER COMPATIBLE MODELS



XP 1000 '17-21, CREW XP 1000 '17-21,
CREW 1000 '20-21, 1000 '20-21




CREW 570 FULL SIZE '18-21,
570 FULL SIZE '17-21

LOCK & RIDE

**Polaris XT
Pro Lodge
by Otter**

» 2882199


VEHICLE WITH TRACKS WILL REDUCE SITTING SPACE IN HOUSE SLIGHTLY



LOCK & RIDE Easy On & Off



Room for Ice Fishing Gear




Seating not included

Comfortable Fishing for 2

EASY SET UP



OtterTEC™



OUTER SHELL
Provides outstanding wind and light blocking capabilities

INNER LINING
The full thermal quilted inner shell provides higher lofting while locking in heat and virtually eliminating condensation



LIGHTWEIGHT
Oversized square tube aluminum frame with anodized receiver tubes and ultra-glide operation



"The full-thermal Otter Ice House from Polaris sets up in minutes, is spacious enough for two anglers to fish in comfort and stows quickly on the back of your RANGER. It is the premium shelter solution for ice anglers that rely on their Polaris RANGER for mobility out on the ice."

- James Holst, InDepth Outdoors

GLACIER[®] PRO HD

PLOW SYSTEM

HYDRAULIC CONTROL FOR EXTREME

SNOW REMOVAL

A robust frame and tough blades, combined with a convenient hydraulic angle system, allow your Glacier Pro HD to move serious snow while you remain comfortable. Thanks to Lock & Ride technology, the Pro HD comes standard with a convenient kickstand attachment to the plow frame, giving you the easiest attachment.



3-SEAT & CREW GLACIER PRO HD

» 183 cm Blades

» Choice of poly or steel

» Hydraulic lift & angle system option

2-SEAT & CREW 570 FULL-SIZE & CREW

GLACIER PRO HD

» 183 cm OR 168 cm Blades

» Choice of poly or steel

» Hydraulic angle system option



BLADE MATERIAL

Durable poly and steel blades are designed to push more. Choose a steel blade for longevity and increased rigidity or a lightweight non-stick, poly blade that's easier on plowing surfaces.



HYDRAULIC CONTROL FOR EXTREME SNOW REMOVAL

A robust frame and tough blades, combined with the option to add hydraulic controls, allow your Glacier PRO HD to move serious snow while you remain comfortable. Thanks to Lock & Ride technology, the PRO HD comes standard with a convenient kickstand attachment to the plow frame, giving you the easiest attachment.

	STEP 1 SELECT A MOUNT	STEP 2 SELECT A FRAME	STEP 3 SELECT PLOW CONFIGURATION		STEP 4 SELECT A BLADE
MODELS	MOUNT	FRAME	HYDRAULICS	WINCHES	BLADES
XP 1000 '18-21 CREW XP 1000 '19-21 1000 '20-21 CREW 1000 '20-21	Not Required Integrated into Factory Bumper NON EPS RANGER 1000 REQUIRES FRONT BUMPER	TOP SELLER 2883255 Track Extension 2879871 Replacement T Shear Pin 2204829 Glacier PRO HD Kickstand System 2207382	Hydraulic Lift System 2883410 Glacier Pro HD Plow Hydraulic Angle System 2885103 Power Controller Required for hydraulic components 2883247	Polaris PRO HD 2,722 kg Winch 2882710 Polaris PRO HD 2,041 kg Winch 2882711 Power Controller Winch Adapter 2884159	183 cm Poly 2879317 183 cm Steel 2879874

	STEP 1 SELECT A MOUNT	STEP 2 SELECT A FRAME	STEP 3 SELECT PLOW CONFIGURATION		STEP 4 SELECT A BLADE
MODELS	MOUNT	FRAME	HYDRAULICS	WINCH	BLADES
570 FULL-SIZE '16-21 CREW 570 FULL-SIZE '16-21	2880261 2879106	TOP SELLER 2880260 Track Extension 2880267 Replacement Shear Pin 2205527	Glacier Pro HD Plow Hydraulic Angle System 2885104 Power Controller Required for hydraulic components 2879227	Polaris PRO HD 2,041 kg Winch 2882238	183 cm Steel 2880270 168 cm Poly 2880269 Steel 2880268
570/500/ETX '10-21 CREW 570 '10-21 LI-ION EV 6 EV '15-21	2880261 2879106		Glacier Pro HD Plow Hydraulic Angle System 2885104 Power Controller Required for hydraulic components 2879227	Polaris PRO HD 2,041 kg Winch 2882238	183 cm Steel 2880270 168 cm Poly 2880269 168 cm Steel 2880268

SELECT ACCESSORIES

PLOW BLADE SNOW DEFLECTOR

- » 183 cm • 2858541
- » 168 cm • 2879866
- » 152 cm • 2871808

HEAVY DUTY SNOW PLOW DEFLECTOR

- » 183 cm • 2884160

QUICK RELEASE SKID SHOES

- Helps prevent blade wear
- Hardened steel for industrial strength
- » 2205223

COIL SPRING SPACER

- Keep the front end of the vehicle up and improve ride quality when using a plow on strut or A-arm vehicles
- » 2872655

WEAR BARS

- Protect your plow blade and minimize wear on the actual blade by installing Wear Bars
- » 183 cm • 2204976
- » 168 cm • 2879867
- » 152 cm • 2877243

QUICK RELEASE SKID SHOES

- Helps prevent blade wear
- Hardened steel for industrial strength
- » 2208864

PLOW MARKER

- Helps driver monitor plow blade position
- Sold in pairs
- » 2872726

PLOW LINK

- » 2204974

GLACIER[®] HD

PLOW SYSTEM

MAKE QUICK WORK OF THE SMALLER JOBS

Move some snow with the sturdy and capable Glacier HD plow system, and discover why a major snowfall can be the highlight of your week. With a robust frame, beefy poly and steel blade options, convenient Lock & Ride mounting and dismantling and amazing value, Glacier HD is a great choice in the dead of winter.



3-SEAT & CREW GLACIER HD

» 183 cm OR 168 cm Blades

» Choice of poly or steel


» Manual angle system standard

2-SEAT & CREW 570 FULL-SIZE & CREW

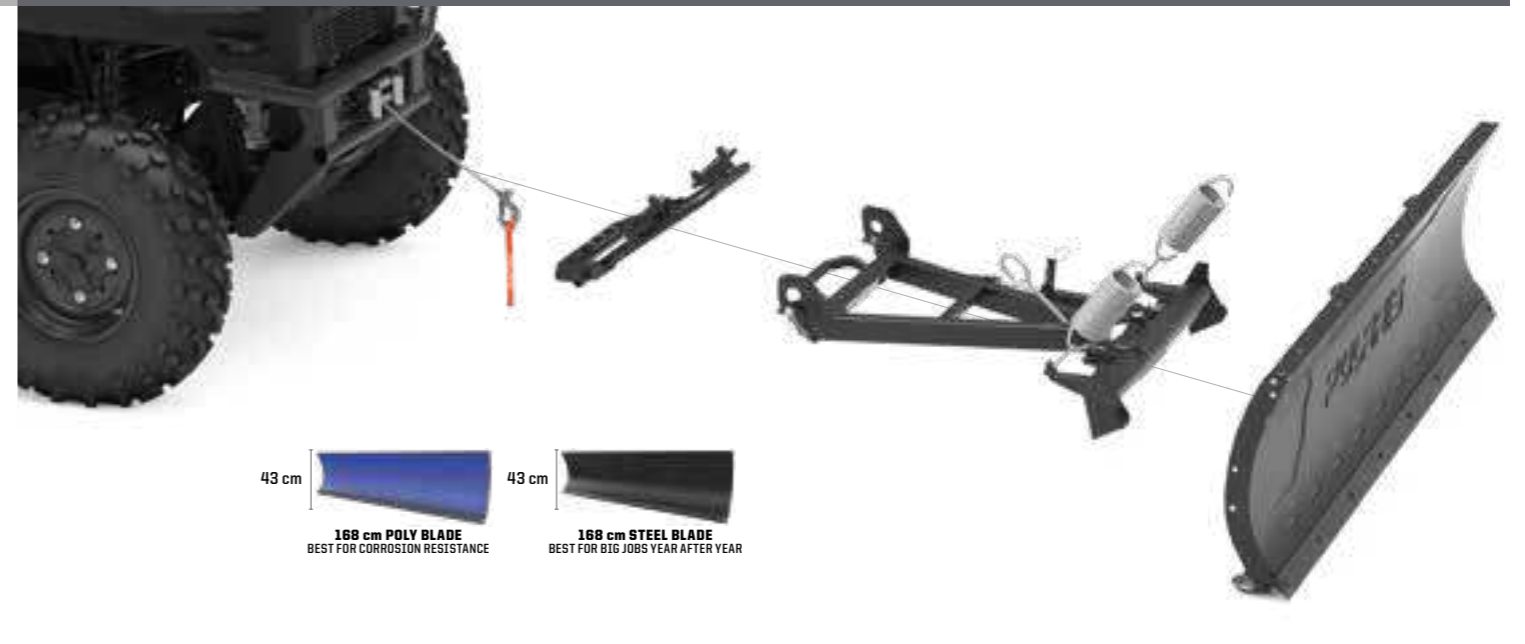
GLACIER HD

» 168 cm Blades

» Choice of poly or steel



BLADE MATERIAL
Durable poly and steel blades are designed to push more. Choose a steel blade for longevity and increased rigidity or a lightweight non-stick, poly blade that's easier on plowing surfaces.



	STEP 1 SELECT A MOUNT	STEP 2 SELECT A FRAME	STEP 3 SELECT A LIFT METHOD	STEP 4 SELECT A BLADE
MODELS	MOUNT	FRAME	WINCHES	BLADES
XP 1000 '18-21 CREW XP 1000 '19-21 1000 '20-21 CREW 1000 '20-21 NOT COMPATIBLE WITH 29" OR LARGER TIRES	Not Required Integrated into Factory Brushguard NON EPS RANGER 1000 REQUIRES FRONT BUMPER	TOP SELLER 2882927 Replacement Shear Pin 2205527	Polaris HD 2,041 kg Winch 2882714	183 cm Steel 2880270 168 cm Poly 2880269 168 cm Steel 2880268

	STEP 1 SELECT A MOUNT	STEP 2 SELECT A FRAME	STEP 3 SELECT A LIFT METHOD	STEP 4 SELECT A BLADE
MODELS	MOUNT	FRAME	WINCHES	BLADES
570 FULL-SIZE '16-21 CREW 570 FULL-SIZE '16-21	2879105 2879106	TOP SELLER 2882927 Replacement Shear Pin 2205527	Polaris HD 1,588 kg Winch 2881669	168 cm Poly 2880269 168 cm Steel 2880268
570/500/ETX '10-21 CREW 570 '10-21 LI-ION EV & EV '15-21	2879105 2879106		Polaris HD 1,588 kg Winch 2881669	168 cm Poly 2880269 168 cm Steel 2880268

SELECT ACCESSORIES

WEAR BARS

- Protect your plow blade and minimize wear on the actual blade by installing Wear Bars
- » 183 cm • 2204976
- » 168 cm • 2879867
- » 152 cm • 2877243
- » HD 183 cm • 2879875
- » HD 168 cm • 2879868

PLOW BLADE SNOW DEFLECTOR

- » 183 cm • 2858541
- » 168 cm • 2879866
- » 152 cm • 2871808

HEAVY DUTY SNOW PLOW DEFLECTOR

- » 183 cm • 2884160

QUICK RELEASE SKID SHOES

- Helps prevent blade wear
- Hardened steel for industrial strength
- » 2208864

COIL SPRING SPACER

- Keep the front end of the vehicle up and improve ride quality when using a plow on strut or A-arm vehicles
- » 2872655

QUICK RELEASE SKID SHOES

- Helps prevent blade wear
- Hardened steel for industrial strength
- » 2208864

PLOW MARKER

- Helps driver monitor plow blade position
- Sold in pairs
- » 2872726

GLACIER PLOW LINK

- » 2204974



POLARIS ENGINEERED ADVANTAGES

MOUNTS PERFECTLY
Designed for your Polaris Engineered bumper, roof or other mounting point.

MAX PERFORMANCE
Validated to work as hard as your machine does.

DOESN'T OVERTAX
Trust it to work when you need it to.

PRO ARMOR



ADVANCED TECH

RIGID lights are driven by Aluminum PCB Smart Boards™, 6063-T5 aircraft aluminum extruded housings and Tiger Drylac UV protection polyester powdercoating.

EXCLUSIVE OPTICS

RIGID lights feature impact-resistant polycarbonate lenses for a 100% water/dustproof seal.

RUGGED CONSTRUCTION

Pro Armor lights are designed to be big and beefy with an aggressive style all their own, and housed in IP67 marine-grade rated UV polyester powder coating.

MASSIVELY BRIGHT

Pro Armor builds bright lights designed for any riding experience. All that power is directed through heat dissipating aluminum for streamlined heat management.

LIGHT BAR TYPES



SR-SERIES PRO

Sleek, powerful, low-profile (under 5 cm tall). Lights extreme distances with low energy usage.
Available in 25 cm & 81 cm



D-SERIES PRO

Compact to fit almost anywhere with high output and low energy usage.
Available in Driving, Flood & Spot



DUAL-ROW LED LIGHT BARS

The most spread and farthest illumination downrange. Easy to mount.
Available in Cube, 25 cm, 50 cm & 76 cm



SINGLE-ROW LED LIGHT BARS

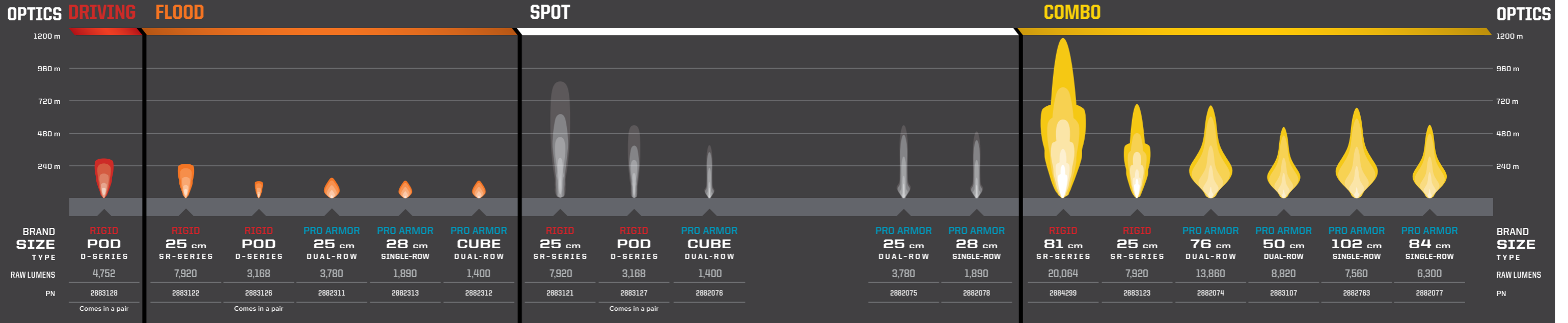
Powerful, compact, low-profile light bars with sleek look.
Available in 28 cm, 84 cm & 102 cm



CUBE LED LIGHTS

Small size allows mounting in strategic locations for added lighting.
Available in Flood & Spot

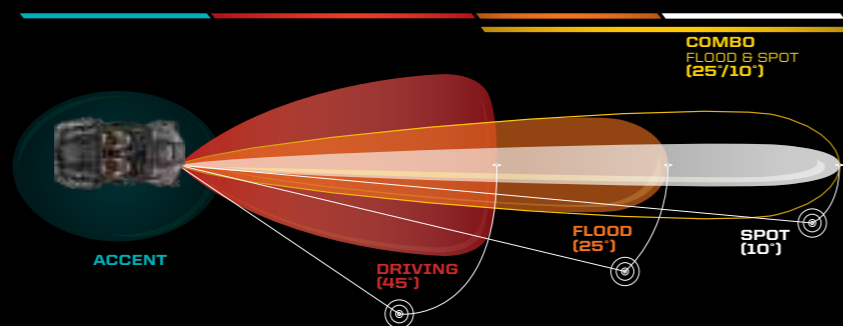
LIGHT BAR OPTIONS



BUILD YOUR VISION

Consider the Optics, Angle & how you will use your vehicle to choose the right light or set of lights.

OPTICS LIGHT ANGLE	ACCENT	DRIVING (45°)	FLOOD (25°)	SPOT (10°)	COMBO (25°/10°)
DRIVING SPEED	All	Slow	Medium	Fast	Medium to fast
BEAM	Diffused glow	Extra-wide	Wide/Shorter	Concentrated/Long	Inner spot & outer flood
RECOMMENDED MOUNTING	Low/Wheel well	All points	Low &/or rear	High points	All points
TERRAIN & RIDING STYLE	Added style & personalization in any terrain	All riding & utility	Wide-open terrain or trails & utility	Trail & tight conditions	All riding & utility



ADD A HARNESS TO MOUNT YOUR LIGHTS

MODEL	LIGHT BAR SET-UPS		
	1 LIGHT IN 1 LOCATION ON 1 SWITCH	2 LIGHTS IN 2 LOCATIONS ON 1 SWITCH	2 LIGHTS IN 2 LOCATIONS ON 2 SWITCHES
2014-2021 ALL MODELS EXCEPT XP 1000 '18-21, CREW XP 1000 '19-21, 1000 '20-21 & CREW 1000 '20-21	Requires Battery Connection Cable LIGHT BAR HARNESS 2882209	Requires Battery Connection Cable LIGHT BAR HARNESS 2882209 Y-HARNESS 2879860	Requires Battery Connection Cable LIGHT BAR HARNESS (x2) 2882209
XP 1000 '18-21, CREW XP 1000 '19-21, 1000 '20-21 & CREW 1000 '20-21	SEE P. 29 FOR WIRING CONNECTIONS		

IF INSTALLING REAR FACING LIGHT ON CREW MODELS, USE 2883854

1 LED LIGHT BAR WIRING HARNESS - REAR FACING CREW EXTENSION

» 2883854
XP 1000 '20-21, CREW XP 1000 '19-21, CREW 1000 '20-21

BATTERY CONNECTION CABLES

3-SEAT & CREW	2-SEAT & CREW
» 3-SEAT • 2879388 XP 1000 '17-18, XP 900 '19	» CREW • 2880929 CREW 570-4 '15-21, 570 '15-21, 500 '17-21
» CREW • 2879685 CREW XP 900/CREW XP 1000 '17-18	» 570 • 2881684 570 FULL-SIZE '16-21
» 2-SEAT • 2879990 570 '15-21, 500 '17-21	

ADD A BEACON LIGHT FOR 360° ILLUMINATION

P. 27



COMMON
3-SEAT & CREW / 2-SEAT & CREW
COOLERS
HUNT
COLD WEATHER
PLOW
LIGHTING
WHEELS & TIRES

KNOW YOUR TERRAIN



- Tread patterns optimized for extreme traction
- Ideal for both hard pack and loose trail



- Flexible "grippy" tread
- Aggressive side bite



- Provides traction and durability
- Built to perform in hard sand, jagged rocks or any other extreme terrain



- Extra deep treads
- Self-cleaning lugs



- Paddles provide traction and durability in soft sand
- Built to float on top of sand



- Industry leading anti-puncture side walls
- Purpose-built, long lasting tread patterns



- Handles extreme cold
- Holds shape and provides traction

SUPERIOR PERFORMANCE & DURABILITY

WAYS TO SHOP WHEELS & TIRES

LIFELONG PERFORMANCE

- Every tire is designed and constructed with longevity in mind
- 3,000+ mile rated (4,828 kilometers)

PREMIUM PROTECTION

- Pro Armor makes tires with extra protection exactly where it's needed most—the sidewall
- Triple-belted sidewalls keep your tires more resistant so you can keep going

TOUGHEST TIRES

- Higher ply ratings mean added protection
- Pro Armor builds 8 or 10-ply rated tires for higher puncture-resistance



TIRES BY SIZE

26"	27"	28"	29"
ATTACK	MUD XC	CRAWLER XR	DUAL-THREAT
DUAL-THREAT	PRESERVE	HARVESTER	MUD XC
	HARVESTER	ATTACK 2.0	HD-K
		CRAWLER XG	

TIRES BY TERRAIN

TRAIL	ROCK	DESERT	MUD	UTILITY	SNOW
HARVESTER	CRAWLER XR	CRAWLER XR	MUD XC	HARVESTER	HARVESTER
PRESERVE	CRAWLER XG	CRAWLER XG		PRESERVE	XD-K
XD-K	DUAL-THREAT	ATTACK		XD-K	ATTACK
CRAWLER XR		ATTACK 2.0		HD-K	ATTACK 2.0
CRAWLER XG		DUAL-THREAT			HD-K
MUD XC					
ATTACK					
ATTACK 2.0					
DUAL-THREAT					
HD-K					

KNOW YOUR TIRES

DIMENSIONS			TREAD DEPTH	TIRE WEIGHT	PLY RATING	SIDEWALL BELTS	LOAD RATING
TIRE HEIGHT	TIRE WIDTH	WHEEL DIAMETER					
32" x 9"	R15	FRONT/REAR	30 mm	18 kg	10	3	499 kg
Part Number							
USAGE Where can you use the tire			TREAD DEPTH Deeper treads have more grip in all conditions	TIRE WEIGHT A lighter tire makes for improved vehicle performance	PLY RATING Indicates tire puncture-resistance	SIDEWALL BELTS Increase your resistance to sidewall punctures	LOAD RATING How much weight can the tire handle

WHEELS BY SIZE

14"	15"
40-SERIES (9 TIRE OPTIONS)	50-SERIES (3 TIRE OPTIONS)
4201 (AMPLIFY)	5201 (CYCLONE)
4202 (BUCKLE)	5202 (FLARE)
4301 (COMBAT)	4301 (HALO)
4203 (REBLR)	5203 (HEXLR)
4204 (SHACKLE)	5204 (WYDE)
4205 (SIXR)	
HD DUAL	

KNOW YOUR WHEELS

STEP 1: SELECT YOUR SERIES

4 = 40-SERIES 5 = 50-SERIES

STEP 2: CHOOSE YOUR LOAD RATING

1 = <800 lbs 2 = 801 - 1,300 lbs 3 = 1,301 - 1,600+ lbs

STEP 3: PICK YOUR STYLE

OFFSET / BEADLOCK / COLOR

INCREASE OFFSET FROM STOCK = NARROWER STANCE
DECREASE OFFSET FROM STOCK = WIDER STANCE

TIRES

THE RIGHT TIRES

FOR WORK. Pro Armor Utility Tires are built to provide exactly what you need for your application. Need a high-kilometer work horse? We've got it. Need a turf-friendly tire with low-impact? We've got those too. Looking for the most extreme puncture resistance? Check.

"We use our RANGER every day around the farm. We put the Pro Armor HARVESTER Tires on last fall. We love them! We have received better traction as well as a gentler and quieter ride compared to the stock tires whether around the yard or out to the fields. They are so gentle on the lawn, we don't worry about driving the kids anywhere around the farm. We've had them on for a year and can't even see wear and tear, these are the best tires for my RANGER."

- BOB S., BARRON, WISCONSIN



FRONT/REAR

PRO ARMOR HARVESTER

- All-around work horse with tread life of 8047 km
- Tread pattern designed to withstand anything from the farmyard to the pastures and the trail
- With 10-ply, it can carry the load day in and day out

	TREAD DEPTH	TIRE WEIGHT	PLY RATING	SIDE-WALL BELTS	LOAD RATING
14" 28" x 10" R14 5416347	16 mm	15 kg	10	3	630 kg
14" 27" x 10" R14 5415965		15 kg			599 kg
12" 26" x 8" R12 5416396		11 kg			388 kg
12" 26" x 10" R12 5415966		15 kg			615 kg



FRONT/REAR

PRO ARMOR XD-K

- 26" Aramid fiber-belted tire to tackle any terrain
- Unique full-face tread design
- Harder durometer lugs promotes extended wear, increasing tire life

	TREAD DEPTH	TIRE WEIGHT	PLY RATING	SIDE-WALL BELTS	LOAD RATING
12" 26" x 9" R12 5415756	31.7 mm	13 kg	10	3/1 Aramid Fiber Belt	388 kg
12" 26" x 11" R12 5415757		15 kg			499 kg



PICKING THE RIGHT UTILITY TIRE

UTILITY FEATURE	HARVESTER	PRESERVE	XD-K	HD-K
8,047 Kilometer Rated Long life and performance	X	X		
10-Ply Rated Higher ply ratings means added protection	X	X	X	X
Low Impact Tread Easy on soil		X		
Heavy Duty Tread Aggressive tread pattern for all day work on farms or ranches	X		X	X
Turf-Friendly Easy on grass and farm yard	X	X		
Aramid Fiber Belt 5x times stronger than steel and lighter			X	X
Wide Range of Sizes For exactly how you want to use your machine	30", 28", 27", 26"	27", 26"	26"	29"



FRONT/REAR

PRO ARMOR PRESERVE

- Turf-friendly for areas where low-impact from tire tread is needed
- Rounded profile and special tread pattern to limit footprint

	TREAD DEPTH	TIRE WEIGHT	PLY RATING	SIDEWALL BELTS	LOAD RATING
14" 27" x 10" R14 5416348	16 mm	13 kg	10	3	599 kg
12" 26" x 8" R12 5416403		11 kg			388 kg
12" 26" x 10" R12 5416402		13 kg			599 kg



FRONT/REAR

PRO ARMOR HD-K **NEW**

- Designed to provide a smooth ride and aggressive traction in all riding terrains
- Triple belted sidewall provides extreme sidewall protection and extends the tire life
- Quad belt tread core offers superior protection and longer tread life

	TREAD DEPTH	TIRE WEIGHT	PLY RATING	SIDEWALL BELTS	LOAD RATING
14" 29" x 10" R14 5417507	31.75 mm	18 kg	10	3/1 Aramid	598 kg



TIRES



PRO ARMOR CRAWLER XR

- Wanna race? This tire grips it all, from the trail to the rocks
- Square block profile for even surface contact
- A tougher durometer than the XG to take on the toughest the trail has to offer

	TREAD DEPTH	TIRE WEIGHT	PLY RATING	SIDE-WALL BELTS	LOAD RATING
14" 28" x 10" R14 5415536	FRONT/REAR 16 mm	15 kg	8	3	517 kg



XR

SINGLE DUROMETER

- Smaller lug height, added rigidity and lateral stability when cornering
- Unique lug design excels in hard-packed, fast terrain



PRO ARMOR DUAL-THREAT

- Dual-compound technology and radial construction offer performance in all terrains
- Softer durometer rubber on outer edge for overall superior grip and feel
- Harder durometer rubber in the middle for increased traction during acceleration and longer tread life

	TREAD DEPTH	TIRE WEIGHT	PLY RATING	SIDE-WALL BELTS	LOAD RATING
14" 26" x 9" R14 5416340	FRONT	12 kg	10	3	413 kg
14" 26" x 11" R14 5416341	REAR	14 kg			504 kg
14" 29" x 9" R14 5416342	FRONT	14 kg			504 kg
14" 29" x 11" R14 5416343	REAR	16 kg			599 kg



DUAL-COMPOUND = MORE GRIP + LONGER LIFE

Firmer Durometer Rubber = Longer Life

Softer Durometer Rubber = More Grip



PRO ARMOR CRAWLER XG

- Big or small, these tires crawl them all
- A soft, sticky compound makes this tire ideal for both rock crawling and desert running
- 8-ply, triple-belted ballistic sidewalls resist punctures

	TREAD DEPTH	TIRE WEIGHT	PLY RATING	SIDE-WALL BELTS	LOAD RATING
15" 28" x 10" R15 5416346	FRONT/REAR 20 mm	15 kg	8	3	499 kg



WHAT CRAWLER ARE YOU?

XG

DUAL-DUROMETER

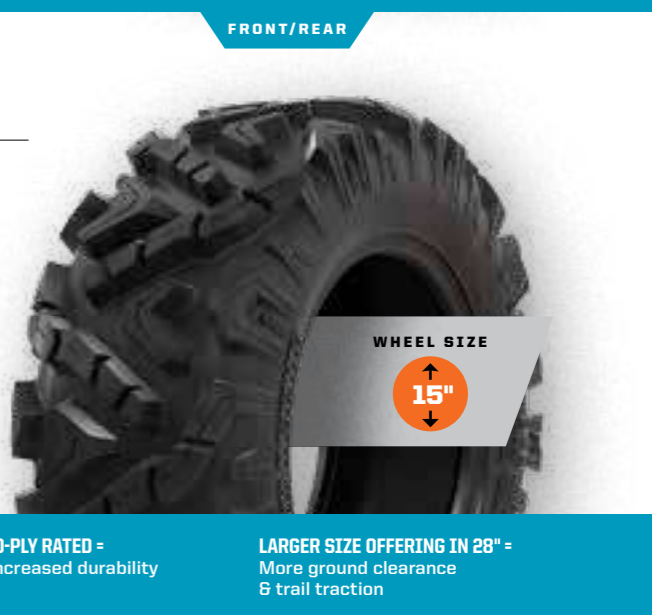
- Taller lug height
- Perfect balance between high-speed performance, durability and flex in order to grip slick rock



PRO ARMOR ATTACK 2.0

- Engineered for excellent hard-pack performance
- Dual-compound technology and radial construction offer performance in all terrains.
- Tight tread pattern for quieter ride

	TREAD DEPTH	TIRE WEIGHT	PLY RATING	SIDE-WALL BELTS	LOAD RATING
15" 28" x 10" R15 5416344	FRONT/REAR 25 mm	15 kg	10	3	499 kg



TIGHTER TREAD PATTERN = Better traction in hard pack

DUAL-DUROMETER LUG = Increased grip & traction in rough terrain, smoother

10-PLY RATED = Increased durability

LARGER SIZE OFFERING IN 28" = More ground clearance & trail traction



PRO ARMOR MUD XC

- Designed for the perfect mud-trail crossover for a smooth ride on the trail and aggressive traction in the mud
- Dual-compound technology with harder durometer lugs promote extended wear, increasing tire life
- 10-ply construction, means added protection in the toughest terrain

	TREAD DEPTH	TIRE WEIGHT	PLY RATING	SIDE-WALL BELTS	LOAD RATING
14" 29" x 10" R14 5416946	FRONT/REAR	18 kg	10	3	630 kg
14" 27" x 9" R14 5416947	FRONT	14 kg			531 kg
14" 27" x 11" R14 5416948	REAR	15 kg			599 kg



PRO ARMOR ATTACK

- The best all-purpose tire for all-season traction in any terrain
- Unique, full-face tread design
- Harder durometer lugs promote extended wear, increasing tire life
- Wider spaced lugs provide more grip in softer terrain

	TREAD DEPTH	TIRE WEIGHT	PLY RATING	SIDE-WALL BELTS	LOAD RATING
14" 26" x 9" R14 5415613	FRONT	13 kg	8	3	413 kg
14" 26" x 11" R14 5415614	REAR	15 kg			599 kg



KNOW YOUR TERRAIN



• Tread patterns optimized for extreme traction
• Ideal for both hard pack and loose trail



• Flexible "grippy" tread
• Aggressive side bite



• Provides traction and durability
• Built to perform in hard sand, jagged rocks or any other extreme terrain



• Extra deep treads
• Self-cleaning lugs



• Paddles provide traction and durability in soft sand
• Built to float on top of sand



• Industry leading anti-puncture side walls
• Purpose-built, long lasting tread patterns



• Handles extreme cold
• Holds shape and provides traction

WHEEL & TIRE SETS

14"

40-SERIES

UTILITY

	HARVESTER 28" 8,047 km	HARVESTER 27" 8,047 km	PRESERVE 27" 8,047 km
4201 (AMPLIFY) Accent	2883225	2882388	2883208
4201 (AMPLIFY) Matte Black	2883226	2882389	2883209
4202 (BUCKLE) Accent	2883220	2882383	2883203
4202 (BUCKLE) Matte Black	2883221	2882384	2883204
4301 (COMBAT) Accent BEADLOCKS PRE-MOUNTED			
4301 (COMBAT) Matte Black BEADLOCKS PRE-MOUNTED			
4203 (REBLR) Matte Black BEADLOCKS SOLD SEPARATELY			
4204 (SHACKLE) Accent	2883222	2882385	2883205
4204 (SHACKLE) Matte Black	2883223	2882386	
4205 (SIXR) Luster			
4205 (SIXR) Matte Black	2883224	2882387	2883207

DESERT/ROCK

MUD/TRAIL

CRAWLER XR 28" 4,828 km	MUD XC 29" 4,828 km	MUD XC 27" 4,828 km
2882394	2884265	2884272
2882395	2884266	2884273
2881343	2884260	2884267
2881344	2884261	2884268
2883213		
2883212		
2881386		
2881355	2884263	2884270
2881356	2884264	2884271
2881371		
2881372	2884262	2884269

BACKCOUNTRY/TRAIL

DUAL-THREAT 29" 4,828 km	DUAL-THREAT 26" 4,828 km	ATTACK 26" 4,828 km
2883146	2883138	2882390
2883147	2883139	2882391
2883148	2883140	2881335
2883149	2883141	2881336
2883219	2883217	
2883218	2883216	
		2881381
2883150	2883142	2881347
2883151	2883143	2881348
		2881359
2883152	2883144	2881360

15"

50-SERIES

TRAIL

DESERT/ROCK

	ATTACK 2.0 28" 4,828 km	CRAWLER XG 28" 4,828 km
5201 (CYCLONE) Accent	2883160	2883188
5201 (CYCLONE) Matte Black	2883159	2883187
5202 (FLARE) Accent	2883158	2883186
5202 (FLARE) Matte Black	2883157	2883185
5301 (HALO) Accent BEADLOCKS PRE-MOUNTED	2883162	2883190
5301 (HALO) Matte Black BEADLOCKS PRE-MOUNTED	2883161	2883189
5203 (HEXLR) Accent BEADLOCKS SOLD SEPARATELY	2883154	2883182
5204 (WYDE) Matte Black	2883155	2883183

2 WAYS TO PURCHASE

INDIVIDUAL WHEELS & TIRES
- OR -
COMPLETE SETS AS LISTED

Exclusively at Polaris Authorized Dealers



COLBY VALVE SHORT ULTIMATE VALVE - 2 PACK
» 2883292



COLBY VALVE EMERGENCY VALVE - 2 PACK
» 2883293



COLBY VALVE BOX COMBO
• Includes 8 Ultimate and 8 Emergency Valves
» 2883294

REPLACEMENT CAPS

POLARIS CAPS

LUSTER	ALL WHEELS EXCEPT 5204 (WYDE) & 5203 (HEXLR)	1521509-410
MATTE BLACK		1521509-521
LUSTER	5203 (HEXLR)	1522243-410
MATTE BLACK		1522243-458
NEW HD MATTE BLACK	ALL WHEELS	5457498-458

PRO ARMOR CAPS

LUSTER	ALL WHEELS EXCEPT 5204 (WYDE) & 5203 (HEXLR)	5453209-410
MATTE BLACK		5453209-458
MATTE BLACK	5204 (WYDE)	1523063-458
LUSTER	5203 (HEXLR)	1523015-410
MATTE BLACK		1523015-458

LUG NUTS

○ LUG NUTS REQUIRED

12mm x 1.5 SPLINED LUG NUTS

16 LUG NUTS WITH WRENCH		2879332
4 LUG NUTS WITHOUT WRENCH	ALL POLARIS RANGER 3-SEAT & CREW MODELS	2879331
SPLINED LUG WRENCH		2204966

3/8" - 24 HEX LUG NUTS

16 HEX LUG NUTS	ALL POLARIS RANGER 570 '20-'21 MODELS	2877409
4 HEX LUG NUTS		2876754



COMMON

3-SEAT 6-BREW / 2-SEAT 6-BREW

COOLERS

HUNT

COLD WEATHER

FLOW

LIGHTING

WHEELS & TIRES

WHEELS



↑
15"
↓

↑
14"
↓

50-SERIES

A 5201 (CYCLONE)

WEIGHT: 7.8 kg | LOAD RATING: 590 kg | OFFSET: +4

ACCENT: FRONT/REAR 15" x 7" 1523184-266
MATTE BLACK: FRONT/REAR 15" x 7" 1523184-458

E 5203 BEADLOCK (HEXLR) ○

WEIGHT: 7.3 kg | LOAD RATING: 590 kg | OFFSET: +38

MATTE BLACK: FRONT/REAR 15" x 7" 1522435-458

C 5301 BEADLOCK (HALO)

WEIGHT: 7.7 kg | LOAD RATING: 726 kg | OFFSET: +38

ACCENT: FRONT/REAR 15" x 7" 1523282
MATTE BLACK: FRONT/REAR 15" x 7" 1523266

D 5202 (FLARE)

WEIGHT: 8.1 kg | LOAD RATING: 590 kg | OFFSET: +4

ACCENT: FRONT/REAR 15" x 7" 1523102-266
MATTE BLACK: FRONT/REAR 15" x 7" 1523102-458

E 5204 (WYDE) ○

WEIGHT: 6.1 kg | LOAD RATING: 590 kg | OFFSET: +55

MATTE BLACK: FRONT/REAR 15" x 7" 1522550-458

LUG NUTS ○ LUG NUTS REQUIRED

SEE P. 61



40-SERIES

F 4201 (AMPLIFY) ○

FRONT WEIGHT: 5.9 kg | LOAD RATING: 408 kg | OFFSET: +4

REAR WEIGHT: 6.4 kg | LOAD RATING: 590 kg | OFFSET: -9

ACCENT: FRONT 14" x 7" 1522956-266
REAR 14" x 8" 1522957-266

MATTE BLACK: FRONT 14" x 7" 1522956-458
REAR 14" x 8" 1522957-458

G 4203 BEADLOCK (REBLR) ○

FRONT WEIGHT: 5.9 kg | LOAD RATING: 408 kg | OFFSET: +4

REAR WEIGHT: 6.6 kg | LOAD RATING: 590 kg | OFFSET: -9

MATTE BLACK: FRONT 14" x 7" 1522238-458
REAR 14" x 8" 1522239-458

H 4202 (BUCKLE) ○

FRONT WEIGHT: 5.8 kg | LOAD RATING: 408 kg | OFFSET: +4

REAR WEIGHT: 6.1 kg | LOAD RATING: 590 kg | OFFSET: -9

ACCENT: FRONT 14" x 7" 1522544-266
REAR 14" x 8" 1522545-266

MATTE BLACK: FRONT 14" x 7" 1522544-458
REAR 14" x 8" 1522545-458

I 4204 (SHACKLE) ○

FRONT WEIGHT: 5.9 kg | LOAD RATING: 408 kg | OFFSET: +4

REAR WEIGHT: 6.4 kg | LOAD RATING: 590 kg | OFFSET: -9

ACCENT: FRONT 14" x 7" 1522546-266
REAR 14" x 8" 1522547-266

MATTE BLACK: FRONT 14" x 7" 1522546-458
REAR 14" x 8" 1522547-458

J 4301 BEADLOCK (COMBAT)

WEIGHT: 7.3 kg | LOAD RATING: 729 kg | OFFSET: +38

ACCENT: FRONT/REAR 14" x 7" 1523284
MATTE BLACK: FRONT/REAR 14" x 7" 1523283

K 4205 (SIXR) ○

FRONT WEIGHT: 4.8 kg | LOAD RATING: 408 kg | OFFSET: +4

REAR WEIGHT: 5.7 kg | LOAD RATING: 590 kg | OFFSET: -9

MATTE BLACK: FRONT 14" x 7" 1521507-521
REAR 14" x 8" 1521508-521

LUSTER: FRONT 14" x 7" 1521507-410
REAR 14" x 8" 1521508-410

L HD DUAL BEADLOCK

WEIGHT: 18.1 kg | LOAD RATING: 725.7 kg | OFFSET: +38

MATTE BLACK: FRONT/REAR 14" x 7" 1524022-458

KNOW YOUR WHEELS

STEP 1: SELECT SERIES

- 4 = 40-SERIES
- 5 = 50-SERIES

STEP 2: CHOOSE LOAD RATING


- 1 = <800 lbs
- 2 = 801 - 1,300 lbs
- 3 = 1,301 - 1,600+ lbs

STEP 3: PICK STYLE

OFFSET / BEADLOCK / COLOR

INCREASE OFFSET FROM STOCK
= NARROWER STANCE

DECREASE OFFSET FROM STOCK
= WIDER STANCE



14" FORGED BEADLOCK RINGS

Only used on 4203 (REBLR)

A	B	C	D	E	F
Voodoo Blue	Machined	White	Indy Red	Orange Crush	Matte Black - Replacement
1522244-619	1522244-266	1522244-133	1522244-293	1522244-589	1523146-458

15" FORGED BEADLOCK RINGS

Only used on 5203 (HEXLR)

A	B	C	D	E	F
Voodoo Blue	Machined	White	Indy Red	Orange Crush	Matte Black - Replacement
1522240-619	1522240-266	1522240-133	1522240-293	1522240-589	1523147-458

SEE P. 57 & 61
FOR HD PARTS

PERFORMANCE & COMFORT

THE RANGER 570 FULL-SIZE builds on its legendary reputation for getting the job done. With the industry's most complete lineup of Polaris Engineered Accessories, it's ready for anything your work demands.

ROOFS



SPORT ROOF

- Lightweight, rugged polyethylene construction
- Offers protection from sun and rain
- Does not work with Full Doors

» **TOP SELLER** 2877946
570 FULL SIZE '17-21
» CREW • 2878755
CREW 570 FULL SIZE '18-21



BIMINI SOFT TOP

- Tight-fitting canvas soft top with easy on/off design
- Lightweight 600 denier, solution-dyed polyester construction

» 2876963-067
570 FULL SIZE '17-21



CANVAS ROOF/REAR PANEL

- Constructed from premium, mold-resistant polyester with UV stabilizers
- Durable, heat-sealed vinyl window for crack resistance

» 2883471
570 FULL SIZE '17-21

WINDSHIELDS



POLY WINDSHIELD

- Optical-grade, .6 cm-thick polycarbonate for outstanding protection and visibility

» HARD COAT • 2879489
CREW 570 FULL SIZE '18-21
» **TOP SELLER** GENERAL PURPOSE • 2876958
CREW 570 FULL SIZE '18-21, 570 FULL SIZE '17-21



LOCK & RIDE HALF WINDSHIELD

- Durable, optical-grade, .45 cm-thick polycarbonate for impact-resistance
- Half-height design delivers improved airflow for hot/dusty conditions
- Retains sporty, rugged look

» 2878756
CREW 570 FULL SIZE '18-21, 570 FULL SIZE '17-21

REAR PANEL



POLY REAR PANEL

- Constructed from thick, impact resistant polycarbonate
- Delivers protection from the elements and a quieter ride
- Scratch-resistant for years of clear vision
- Contoured design eliminates perimeter framework for full rearward visibility

» 2878165
CREW 570 FULL SIZE '18-21, 570 FULL SIZE '17-21

LOCK & RIDE ADD STORAGE TO YOUR RANGER 570 P. 74

DO MORE

COOLERS
SEE P. 42



HUNT
SEE P. 44



COLD WEATHER
SEE P. 46



LIGHTING
SEE P. 52



ROOFS

ROOF/REAR PANEL

DOORS

PROTECTION



RANGER CANVAS DOORS

- Constructed from premium, mold-resistant polyester with UV stabilizers
- Durable, heat-sealed vinyl window for crack resistance
- Zip-down windows for adjustable ventilation

» 2876962-067
570 FULL SIZE '17-21
REQUIRES 2883471 CANVAS ROOF/
REAR PANEL
DOES NOT FIT WITH 2877946
OR 2876963-067



BRUSHGUARDS

- Provides front impact resistance and headlight protection
- Durable, scratch-resistant black powder coated finish

» FRONT • 2881662
CREW 570 FULL SIZE '18-21, 570 FULL SIZE '17-21



HORN

» 2875048
570 FULL SIZE '17-21

REVERSE BEEPER

» 2880631
CREW 570-4 '15-21,
570 '15-21, 500 '17-21

WINCHES

FEATURES	PRO PRO HEAVY DUTY SERIES	HD HEAVY DUTY SERIES	
RAPID ROPE RECOVERY	STANDARD	NOT AVAILABLE	
AUTO STOP TECHNOLOGY	STANDARD	OPTION	
WINCH LINE	SYNTHETIC ROPE	STEEL CABLE	
FAIRLEAD	ALUMINUM	STEEL ROLLER	
CONTROL	WIRELESS STANDARD, WIRED OPTION	WIRED STANDARD, WIRELESS OPTION	
MODEL	2,041 kg	1,588 kg	ADD REQUIRED CABLES
570 FULL-SIZE '16-21 CREW 570 FULL-SIZE '16-21	2882238	2881669	3-Seat Models: 2881684 Crew Models: 2880929

UPGRADE YOUR HD WINCH WITH THESE ACCESSORIES

WIRELESS REMOTE

- Up to 15 m range with LED indicator
 - Direct plug and play operation
- » 2879316
Works with 2881669

SYNTHETIC ROPE

- 1,588 kg
- » 2878888
- 1,588 kg
- » 2879187

STEEL CABLE

- 1,588 kg
- » 2878890

AUTO STOP UPGRADE

- Billeted aluminum
 - Replaces stock fairlead
- » 2881693
Works with 2881669
SYNTHETIC ROPE REQUIRED

UPGRADE YOUR CONTROLS HD OR PRO HD WINCHES

WIRED REMOTE CONTROL

- Must order remote handle and socket together
- » REMOTE HANDLE 4013466
- » SOCKET 4014228

POWER CONTROLLER

- Control your winch and plow hydraulics directly from the shift knob
- » 2879227
- EV '11-21, CREW 570-4 '14-21,
570 FULL SIZE '17-21,
570 '14-21, 500 '11-21

MAKE IT YOURS.

WORK HARD AND GET IT DONE with Polaris Engineered Accessories for your RANGER. Start with the ultimate in all-season performance and comfort with the best cab components in the industry. Find everything you need to outfit your RANGER for the task at hand.

RANGER 570 HUNT

2881784	LOCK & RIDE Full Tip-Out Windshield - Glass	P. 70
2879967	Heater/Defrost Kit	P. 72
2882238	Polaris PRO HD 2041 kg Winch	P. 73
2882430	Kolpin Stronghold Gun Boot XL Transport	P. 44

RANGER CREW 570-4 EPS RANCH

2881783	Glass Full Windshield, Clear	P. 70
2879963	LOCK & RIDE Canvas Door Set	P. 69
2881533	LOCK & RIDE Tool Rack	P. 75
2883424	Polaris Northstar Cooler - 28 L	P. 42



RANGER 570 WORK


2881784	LOCK & RIDE Full Tip-Out Windshield - Glass	P. 70
2882247	Hinged Window Doors - Poly	P. 69
2882238	Polaris PRO HD 2041 kg Winch	P. 73
2881485	Cargo Bed Mat	P. 75



RANGER 500 TRAIL

2883236	LOCK & RIDE Poly 2-Seat Sport Roof	P. 68
2883320	LOCK & RIDE Half Windshield - Poly	P. 71
2883425	Polaris Northstar Cooler - 57 L	P. 42

ROOFS



SEALED COVERAGE



REDUCE STANDING WATER



LOCK & RIDE
EASY AND FAST INSTALLATION

DOORS


POLARIS ENGINEERED ADVANTAGES



PREMIUM FEATURES



UNPRECEDENTED VENTILATION OPTIONS



EASY AND FAST INSTALLATION

POLY VS STEEL

- Water run-off
- Mounting features: easily add accessories & lighting
- Liner ready
- Lightweight

- Heavy duty/durable
- Low profile
- Unique style

SHIELD AGAINST DRIVING RAIN OR THE BLISTERING SUN. Choose from poly or steel and know that you are protected from the elements with a seamless integrated roof.

POLY Lightweight, durable and impact-resistant. A poly roof can take the abuse of a tight trail and still protect.



SPORT ROOF - POLY

- Provides shade, superior overhead protection
- Tough injection-molded design resists distortion from the elements
- Polaris Pursuit Camo offers effective visual camouflage in the field

- » 2-SEAT POLARIS PURSUIT CAMO • 2883237
EV '15-21, 570 '15-21, 500 '17-21
- » **TOP SELLER** 2-SEAT BLACK • 2883236
EV '15-21, 570 '15-21, 500 '17-21
- » **TOP SELLER** CREW BLACK • 2883238
CREW 570-4 '15-21



STEEL For the ultimate in strength and protection.

HD ROOF - STEEL

- Stout 12-gauge steel construction
- Powdercoated finish for scratch and corrosion resistance
- Interior fabric liner provides sound reduction

- » 2-SEAT • 2879954
EV '15-21, 570 '15-21, 500 '17-21



POLY DOORS

HINGED WINDOW

- A premium, door offering hinged window for customizable ventilation in the cab.

FRONT DOORS
(SET OF 2) EV '15-21, CREW 570-4 '15-21, 570 '15-21, 500 '17-21



Hinged Window - Poly Doors - Black
2882247

CANVAS DOORS

ZIP WINDOW

- Lightweight, durable protection with adjustable zipper ventilation and see-through bottom panel.

REAR DOORS
(SET OF 2) CREW 570-4 '15-21



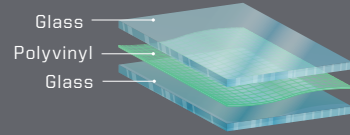
Zip Window Doors - Canvas - Black
2879963



Zip Window Doors - Rear - Canvas - Black
2879964



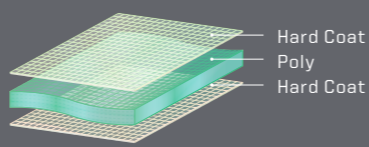
WINDSHIELDS & REAR PANELS




GLASS VS POLY

- Superior optical clarity (automotive level)
- Scratch-resistant
- Curved to fit, seals tight
- Cold weather/ heavy duty
- Wiper ready (Windshield only)

VS



- Lightweight, flexible, easy to store/remove
- Impact-resistant
- Tight seal keeps out rain and dust



LOCK & RIDE

REVOLUTIONARY INSTALLATION



AIRTIGHT GASKET SEAL




VENTING OPTIONS



MULTI-FUNCTION FEATURES

WINDSHIELDS



WIPER AVAILABLE P. 72

LOCK & RIDE TIP-OUT WINDSHIELD - GLASS

- Made of strong, optical-grade laminate safety glass
 - Provides optimal visibility and the best protection from wind, inclement weather and off-road hazards
 - Minimal perimeter framework for a low profile and full visibility
 - Tip-out feature adjusts the windshield to an open position to enjoy airflow in the cab
- » 2881784
EV '15-21, CREW 570-4 '15-21, 570 '15-21, 500 '17-21

LOCK & RIDE FULL WINDSHIELD - GLASS TOP SELLER

- Provides the highest level of scratch resistance
- » 2881783
EV '15-21, CREW 570-4 '15-21, 570 '15-21, 500 '17-21

LOCK & RIDE FULL WINDSHIELD - POLY TOP SELLER

- Durable, optical-grade, 0.6 cm-thick polycarbonate offers outstanding rider protection and visibility
 - Windshield has minimal perimeter framework for full visibility
- » 2883318
EV '15-21, CREW 570-4 '15-21, 570 '15-21, 500 '17-21

LOCK & RIDE HALF WINDSHIELD - POLY

- Strong, durable polycarbonate half windshield delivers a combination of protection and airflow into the cab
 - Half windshield offers protection from rain, sleet, spray, and off-road hazards
- » 2883320
EV '15-21, CREW 570-4 '15-21, 570 '15-21, 500 '17-21

REAR PANELS



LOCK & RIDE FLIP-DOWN WINDSHIELD - HARD COAT POLY TOP SELLER

- 2 venting options: fully sealed or flip-down/remove upper half for some protection with maximum ventilation
- » 2882178
EV '15-21, CREW 570-4 '15-21, 570 '15-21, 500 '17-21

LOCK & RIDE VENTED WINDSHIELD - HARD COAT POLY

- Frameless design for maximum visibility
 - Added vents for airflow on a hot day or defrosting on a cold day
- » 2883342
EV '15-21, CREW 570-4 '15-21, 570 '15-21, 500 '17-21

LOCK & RIDE FULL WINDSHIELD - HARD COAT POLY TOP SELLER

- Durable, optical-grade, 0.6 cm-thick polycarbonate offers outstanding rider protection and visibility
 - Windshield has minimal perimeter framework for full visibility
- » 2883319
EV '15-21, CREW 570-4 '15-21, 570 '15-21, 500 '17-21

LOCK & RIDE REAR PANEL - GLASS

- Durable, tempered laminate glass provides a high level of scratch resistance
- » 2879965
EV '15-21, CREW 570-4 '15-21, 570 '15-21, 500 '17-21

LOCK & RIDE REAR PANEL - POLY TOP SELLER

- Strong, 0.6 cm-thick polycarbonate provides outstanding impact and scratch resistance
- » 2879812
EV '15-21, CREW 570-4 '15-21, 570 '15-21, 500 '17-21

HARD COAT POLY // 30X MORE SCRATCH RESISTANT



REDUCE IN-CAB DUST SWIRL BY ADDING A REAR PANEL

With a windshield and roof installed, turbulent air develops behind the cab. Add a rear panel to reduce dust intrusion from this swirl.

CONVENIENCE & PROTECTION

CONVENIENCE FEATURES

CAB SEAL SYSTEM

- » 2 SEAT • 2880508
EV '15-21, CREW 570-4 '15-21, 570 '15-21, 500 '17-21
(INCLUDED WITH PREMIUM DOORS)

EPS SYSTEM (ELECTRIC POWER STEERING)

- Enjoy smooth, easy, precise, responsive automotive-quality power steering
- EPS provides a light steering feel in all situations, including low-speed maneuvering through challenging terrain
- » 2879970
CREW 570-4 '15-21, 570 '15-21, 1824163 REQUIRED FOR 2016 AND NEWER 570 MODELS

HORN

- » 2879273
EV '15-21, CREW 570-4 '15-21, 570 '15-21, 500 '17-21

AUXILIARY BATTERY KIT

- » 2880555
EV '15-21
REQUIRED FOR 12V ACCESSORIES ON EV

REVERSE WARNING ALERT

- » 2880631
CREW 570-4 '15-21, 570 '15-21, 500 '17-21

SPEEDKEY

- » 2879988
CREW 570-4 '15-21, CREW 1000 '20-21, 570 '15-21

EV QUICK CHARGING SYSTEM

- » 2880556
EV '15-21



FIELD TESTED INTERIOR

ADD SUPERIOR ALL-WEATHER FUNCTIONALITY and comfort to your RANGER with premium Polaris Engineered Accessories. Keep warm on the coldest of days with a heater kit and improve visibility with a Windshield Wiper and Washer System or Large Rear View Mirror.



8-VENT HEATER & DEFROST SYSTEM

- » 2879967
CREW 570-4 '15-21, 570 '15-21
⚠ Requires Battery Connection Cable




LARGE REAR VIEW MIRROR TOP SELLER

- » 2879969
CREW 570-4 '15-21, CREW 1000 '20-21, 570 '15-21, 500 '17-21

WINDSHIELD WIPER & WASHER SYSTEM

- Use with Full Glass Windshield 2881783 only
- » 2879968
EV '15-21, CREW 570-4 '15-21, 570 '15-21, 500 '17-21
⚠ Requires Battery Connection Cable



STANDARD BRUSHGUARDS

PERFECT FOR: **INCREASED PROTECTION AROUND LIGHTING AND FENDERS**

FRONT



3.2 cm DIAMETER STEEL TUBE CONSTRUCTION

REAR



- » FRONT • 2879973
500 '17-20, 570 '15-20, CREW 570-4 '15-20, EV '15-20
DOES NOT WORK WITH FLIP-DOWN POLY WINDSHIELD 2881919
- » REAR • 2879972
500 '17-20, 570 '15-20, CREW 570-4 '15-20, EV '15-20
DOES NOT WORK WITH FLIP-DOWN POLY WINDSHIELD 2881919

ROCK GUARDS WITH STEP



- Durable, stamped plate steel construction
- Provides additional protection for side of vehicle
- Integrated boot scraper helps keep interior clean
- » 2 SEAT • 2879974
500 '17-20, 570 '15-20, EV '15-20

WINCHES

FEATURES	PRO	HD	
	PRO HEAVY DUTY SERIES	HEAVY DUTY SERIES	
RAPID ROPE RECOVERY	STANDARD	NOT AVAILABLE	
AUTO STOP TECHNOLOGY	STANDARD	OPTION	
WINCH LINE	SYNTHETIC ROPE	STEEL CABLE	
FAIRLEAD	ALUMINUM	STEEL ROLLER	
CONTROL	WIRELESS STANDARD, WIRED OPTION	WIRED STANDARD, WIRELESS OPTION	
MODEL	2,041 kg	1,588 kg	ADD REQUIRED CABLES
570 '15-21 CREW 570-4 '15-21 500 '17-21 RANGER EV '19-21 REQUIRES AUXILIARY BATTERY KIT 2880555	2882238	TOP SELLER 2881669	2-Seat Models: 2879990 Crew Models: 2880929

UPGRADE YOUR HD WINCH WITH THESE ACCESSORIES

WIRELESS REMOTE	SYNTHETIC ROPE	AUTO STOP UPGRADE
<ul style="list-style-type: none"> • Up to 15 m range with LED indicator • Direct plug and play operation » 2879316 Works with 2881669 	<ul style="list-style-type: none"> 2,041 kg » 2879187 1,588 KG » 2878888 	<ul style="list-style-type: none"> • Billeted aluminum • Replaces stock fairlead » 2881693 Works with 2881669 SYNTHETIC ROPE REQUIRED

UPGRADE YOUR CONTROLS HD OR PRO HD WINCHES

WIRED REMOTE CONTROL	POWER CONTROLLER
<ul style="list-style-type: none"> • Must order remote handle and socket together. » REMOTE HANDLE 4013466 » SOCKET 4014228 	<ul style="list-style-type: none"> • Control your winch and plow hydraulics directly from the shift knob » 2879227 EV '11-21, CREW 570-4 '14-21, 570 FULL SIZE '17-21, 570 '14-21, 500 '11-21

STORAGE



LOCK & RIDE

EXCLUSIVE AND AVAILABLE ON ALL POLARIS VEHICLES, LOCK & RIDE ACCESSORIES LET YOU QUICKLY CHANGE FROM ONE TASK TO ANOTHER WITH HUNDREDS OF OPTIONS.

WITH THE FLIP OF A LEVER, LOCK & RIDE PLUNGERS USE OUTWARD PRESSURE TO EXPAND FOR A SECURE FIT.



LOCK & RIDE CARGOMAX SYSTEM

- Comes standard with a support bar that ties the two sides together for a sturdy cargo hold
- Adjustable utility hooks provide more options for hanging tools, cords or gear
- Two sides and a support bar included

» 2882177

EV '15-21, CREW 570-4 '15-21, CREW 570 FULL SIZE '18-21, 570 FULL SIZE '17-21, 570 '15-21, 500 '17-21,



CARGO BED MAT

- Non-slip surface to better secure loads
- Protect the cargo bed from scratches and scuffs
- Lifts out and is easy to clean
- Can be cut to access factory tie-down cleats

» 2881485

EV '11-21, CREW 570-4 '14-21, 570 '14-21, 500 '11-21



FIRE EXTINGUISHER HOLDER

- Quick-release strap allows for easy access

» 2882158

EV '15-21, CREW 570-4 '15-21, CREW 1000 '20-21, 570 '15-21, 500 '17-21



UNDER SEAT STORAGE BOX

» 2880046

EV '15-21, CREW 570-4 '15-21, 570 '15-21, 500 '17-21

RIDE & REPAIR ESSENTIALS KIT

» 2881207

EV '11-21, CREW 570-4 '14-21, CREW 570 FULL SIZE '18-21, 570 FULL SIZE '17-21, 570 '14-21, 500 '11-21

LOCK & RIDE D-RINGS

- The most versatile Lock & Ride accessory - add as many as you need to secure your cargo with bungee cords or straps

» 2881545

EV '11-21, CREW 570-4 '14-21, CREW 570 FULL SIZE '18-21, 570 FULL SIZE '17-21, 570 '14-21, 500 '11-21

LOCK & RIDE CHAINSAW MOUNT

» 2879354

EV '11-21, CREW 570-4 '14-21, CREW 570 FULL SIZE '18-21, 570 FULL SIZE '17-21, 570 '14-21, 500 '11-21



LOCK & RIDE STORAGE BOX

- Rugged roto-molded construction locks for security and is water-resistant
- Low-profile design retains additional hauling capacity on top of vault
- Sliding drawer features foam padding and adjustable dividers
- Fits perfectly in the bed of your RANGER, pickup box or full-size SUV

» 2877033

EV '11-21, CREW 570-4 '14-21, 570 '14-21, 500 '11-21



LOCK & RIDE TOOL RACK

- Attach on the inside or outside of the cargo bed

» 2881533

EV '11-21, CREW 570-4 '14-21, CREW 570 FULL SIZE '18-21, 570 FULL SIZE '17-21, 570 '14-21, 500 '11-21

STRAPS

3.8 cm x 4.6 m 2494.8 kg RATCHET STRAP

- Heavy duty webbing
- 2 Pack

» 2884031

LOCK & RIDE QUICKSTRAP

- The quickest and most secure way to mount Polaris accessories
- Sold as a pair

» 2882187

ALL COOLERS, RANGER CARGO BOXES

5.1 cm x 6.1 m 4535.9 kg RATCHET STRAP

- Heavy duty webbing

» 2884032



DO MORE

COOLERS
SEE P. 42



HUNT
SEE P. 44



COLD WEATHER
SEE P. 46



LIGHTING
SEE P. 52



HIT THE TRAILS

RANGER 150

ACCESSORIES



NEW
YOUTH CRAWLER TIRE

- Upgraded youth tire for added durability
- Increased ground clearance and performance

150 '19-21

		TREAD DEPTH	TIRE WEIGHT	PLY RATING	SIDE-WALL BELTS	LOAD RATING	
12"	22" x 8" R12 5416945	FRONT/ REAR	13mm	13 kg	6	3	413 kg
12"	22" x 10" R12 5416944						



NEW
YOUTH BUCKLE - BLACK

- » FRONT • 12" x 7" • 1524114
- » REAR • 12" x 8" • 1524115

150 '19-21

NEW
PRO ARMOR WHEEL & TIRE KIT:
YOUTH CRAWLER & BUCKLE

- » 2885154

150 '19-21



SPORT ROOF - POLY

- Shields you from rain, snow, sun
- Easy install

- » BLACK • 2883289

150 '19-21



FRONT & REAR BRUSHGUARD - SET

- Includes front and rear bumper
- Durable, E-coated steel construction

- » BLACK • 2883287

150 '19-21



FULL-WINDSHIELD - POLY

- .32 cm clear poly carbonate
- Mounts with 4 simple p-clamps

- » 2883288

150 '19-21



HALF-WINDSHIELD - POLY

- 33 cm tall
- .32 cm clear poly carbonate
- Mounts with 4 simple p-clamps

- » 2883298

150 '19-21

FOR THE LIFE OF YOUR RIDE

POLARIS ENGINEERS PARTS THAT PUSH THE LIMITS WITHOUT SACRIFICING STRENGTH AND DURABILITY.

We build our products so anyone with the right tools can maintain their vehicle from their own garage - and get them back on the trails where they belong.

PARTS & GARAGE

MAINTENANCE

MAINTENANCE

HO PARTS

SERVICE PARTS

BATTERY & LIFTS

VEHICLE CARE & TRAILERING

MAINTENANCE TIP

BREAK-IN PERIOD

The break-in period for your new RANGER is the first 25 hours of operation, or the time it takes to use the first two tanks of fuel. No single action on your part is as important as a proper break-in period. Careful treatment of a new engine will result in more efficient performance and longer life for the engine.

NOTICE: Excessive heat build-up during the first three hours of operation will damage close-fitted engine parts. Do not operate at full throttle or high speeds for extended periods during the first three hours of use.

AIR FILTERS

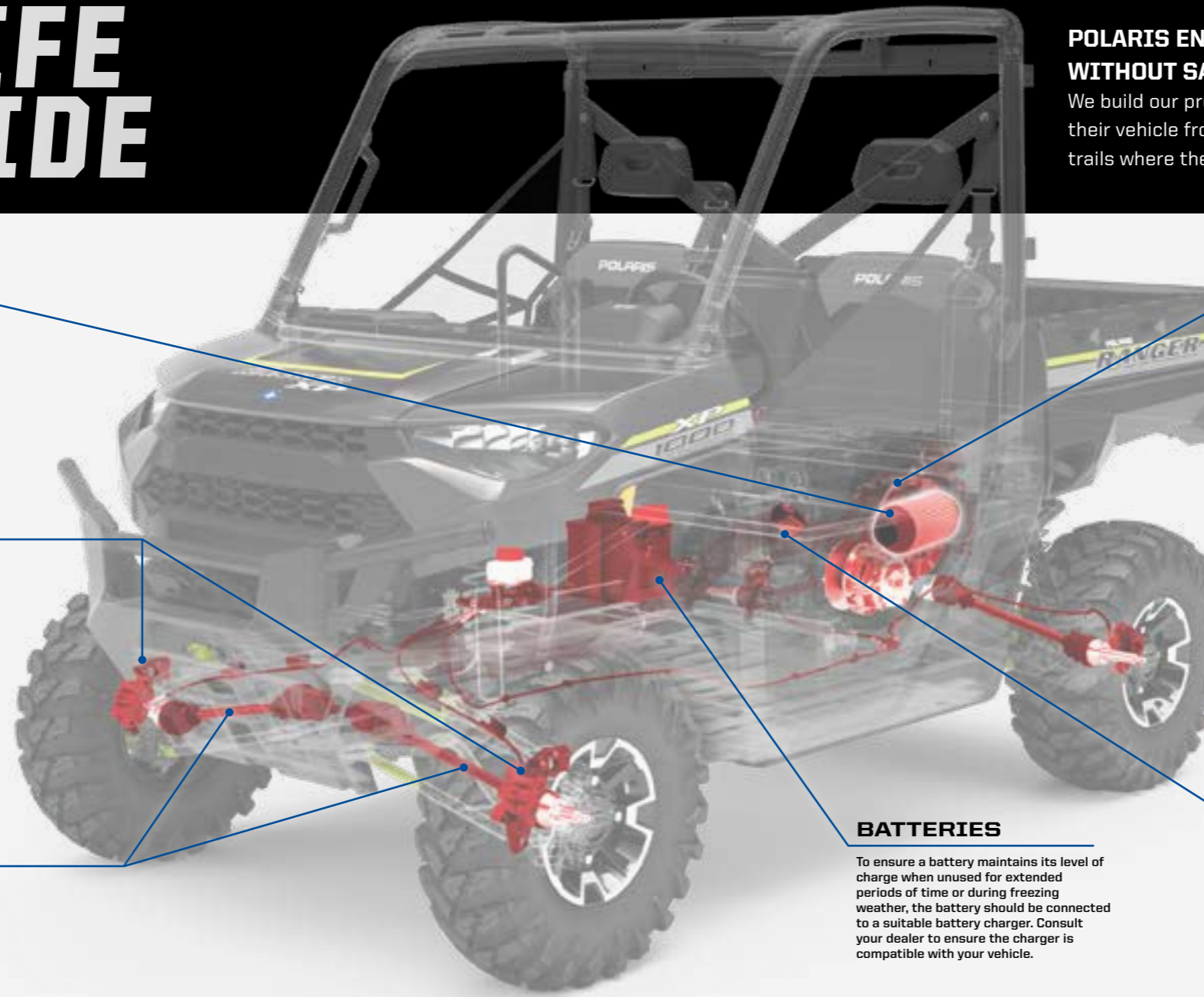
A clogged air filter can restrict air flow to the engine leading to reduced engine performance, engine life or catastrophic failure.

BRAKE PADS

Maintaining and/or replacing brakes are critical to the safety and functionality of a vehicle. Brake pads should be checked for wear and oil or grease (petroleum products) contamination and brake discs should be checked for cracks, excessive corrosion or warping.

HALF SHAFT

Check for tear and punctures in the boot which can lead to CV joint wear that can contribute to axle failure.



DRIVE BELTS

Polaris Engineered belts deliver unmatched performance for your off-road vehicle. Developed and tested on all our engines for all environments and conditions. Check your belt for delamination, hour glassing and glazing.

BREAK-IN PERIOD

- Use lower gear (if available) while varying speeds and avoiding wide open throttle for 8-16 km
- If no low gear is available, vary at moderate speeds while avoiding wide open throttle for 80 km

OUR INVESTMENT

- 32,187 km of field testing
- Thousands of dyno hours
- 18+ months of development (3,000+ design hours) per belt
- 1200+ vehicle validation hours
- Collaboration with powertrain and clutch engineers

YOUR ADVANTAGE

- No clutch recalibration
- Less wear and tear due to heat
- Ensure maximum vehicle performance
- More time riding, less time wrenching
- Produced in collaboration with powertrain and clutch engineers to ensure a perfect fit, maximum performance and ultimate durability

OIL FILTERS

Change oil filters with every oil change to provide the best engine protection and keep the engine operating at peak performance.

BATTERIES

To ensure a battery maintains its level of charge when unused for extended periods of time or during freezing weather, the battery should be connected to a suitable battery charger. Consult your dealer to ensure the charger is compatible with your vehicle.

FOLLOW RECOMMENDED SERVICE INTERVALS IN THE OWNER'S MANUAL

MAINTENANCE SCHEDULE

25 HRS / 400 km

BREAK-IN MAINTENANCE

- ENGINE OIL:** CHANGE
- GENERAL LUBRICATION:** ALL FITTINGS, PIVOTS, CABLES, ETC.
- AIR FILTER:** INSPECT & REPLACE AS NEEDED
- EXHAUST SYSTEM:** INSPECT & CLEAN
INSPECT FOR LEAKAGE OR CARBON BUILD UP AT JOINTS
INSPECT & CLEAN SCREEN TYPE SPARK ARRESTOR

50 HRS / 800 km

6 MONTHS

- EXHAUST SYSTEM:** INSPECT & CLEAN
INSPECT FOR LEAKAGE OR CARBON BUILD UP AT JOINTS
INSPECT & CLEAN SCREEN TYPE SPARK ARRESTOR
- GENERAL LUBRICATION:** ALL FITTINGS, PIVOTS, CABLES, ETC.

100 HRS / 1600 km

12 MONTHS

- ENGINE OIL:** CHANGE
- DRIVE BELT:** INSPECT & ADJUST
REPLACE AS NEEDED
- TRANSMISSION FLUID:** CHANGE
- FRONT DRIVE FLUID:** CHANGE
- DRIVE BELT:** INSPECT & ADJUST
REPLACE AS NEEDED
- EXHAUST SYSTEM:** INSPECT & CLEAN
INSPECT FOR LEAKAGE OR CARBON BUILD UP AT JOINTS
INSPECT & CLEAN SCREEN TYPE SPARK ARRESTOR

150 HRS / 2400 km

18 MONTHS

- ENGINE OIL:** CHANGE
- BATTERY:** TEST, CLEAN, & REPLACE AS NEEDED
- DRIVE BELT:** INSPECT & ADJUST
REPLACE AS NEEDED
- TIRES:** INSPECT CONDITION & PRESSURE
- EXHAUST SYSTEM:** INSPECT & CLEAN
INSPECT FOR LEAKAGE OR CARBON BUILD UP AT JOINTS
INSPECT & CLEAN SCREEN TYPE SPARK ARRESTOR

200 HRS / 3200 km

24 MONTHS

- ENGINE OIL:** CHANGE
- BRAKE PADS & FLUID:** INSPECT & CLEAN
REPLACE AS NEEDED
- SPARK PLUGS:** INSPECT
REPLACE AS NEEDED
- EXHAUST SYSTEM:** INSPECT & CLEAN
INSPECT FOR LEAKAGE OR CARBON BUILD UP AT JOINTS
INSPECT & CLEAN SCREEN TYPE SPARK ARRESTOR

250 HRS / 4023 km

30 MONTHS

- ENGINE OIL:** CHANGE
- BATTERY:** TEST, CLEAN, & CHECK FLUID LEVEL
REPLACE AS NEEDED
- DRIVE BELT:** INSPECT & ADJUST
REPLACE AS NEEDED
- GENERAL LUBRICATION:** ALL FITTINGS, PIVOTS, CABLES, ETC.
- EXHAUST SYSTEM:** INSPECT & CLEAN
INSPECT FOR LEAKAGE OR CARBON BUILD UP AT JOINTS
INSPECT & CLEAN SCREEN TYPE SPARK ARRESTOR

300 HRS / 4828 km

36 MONTHS

- ENGINE OIL:** CHANGE
- AIR FILTER:** INSPECT & REPLACE AS NEEDED
- GEARCASES:** CHECK OIL LEVEL
- EXHAUST SYSTEM:** INSPECT & CLEAN
INSPECT FOR LEAKAGE OR CARBON BUILD UP AT JOINTS
INSPECT & CLEAN SCREEN TYPE SPARK ARRESTOR

CHECK YOUR OWNER'S MANUAL FOR ADDITIONAL RECOMMENDED SERVICE ITEMS AND VEHICLE-SPECIFIC TIMING



SPECIFIC NEEDS, SPECIFIC OILS

Polaris invests millions in engine development, and part of that investment is making sure its lubricants—critical to engine performance—are the right formula for your specific engine. The amount of testing data and engineering resources used in developing Polaris lubricants would overwhelm an aftermarket company. Therefore, the aftermarket must spec an oil to an industry-wide standard that must account for a variety of operating parameters.

PS-4 is designed specifically for Polaris 4-cycle engines and has high film strength and wear protection under extreme loads and temperatures. Exclusive anti-wear additives protect engine parts with extra rust and corrosion protection.

PS-4 FULL-SYNTHETIC OIL

• PS-4 is optimal for ambient operating temperatures of -40° C to 38° C

- » 1L • 2877263
- » 4L • 2877264
- » 25L • 2877868
- » 60L • 502338
- » 200L • 2878003

PS-4 OIL CHANGE KIT

• Contains the correct amount of oil for your vehicle and correct oil filter

- » 2202166
SINGLE 570, TWIN 600, TWIN 700, TWIN 800
- » 2879323
RANGER/RZR 900/1000
- » 2880913
POLARIS ACE/ETX 325
- » 2877473
330500, SPORTSMAN 550/850/1000

PS-4 EXTREME-DUTY FULL-SYNTHETIC OIL

• PS-4 Extreme Duty is optimal for ambient operating temperatures of -18° C to 53° C

- » 1L • 2879037
- » 4L • 2879251
- » 25L • 2879252
- » 60L • 2879003
- » 200L • 2879038

POLARIS

ENGINEERED PARTS
& LUBRICANTS

FOR THE LIFE OF YOUR RIDE ONLY THE BEST WILL DO

To create the best oil for any terrain, we invest in rigorous testing to ensure our oil delivers the consistency and performance you demand. The results are Polaris Engineered Lubricants that are tested and perfected to deliver excellent total engine protection for the life of your ride.

WHAT COUNTS IN OIL TESTING:

1. Does it protect the engine at high temperatures?
2. Does it keep the engine free from carbon and buildup?
3. Does the oil hold its viscosity over time?

ENGINE CHECKPOINTS

When evaluating an engine oil and its ability to protect and preserve the engine's power output and lifespan, Polaris engineers focus on key areas within the engine, some of the most critical ones include:

RING LANDS: Poor oxidative performance can lead to carbon and varnish buildup, which results in poor ring seal and loss of power, combustion blow by and fuel dilution of the oil.

PISTON RINGS: During the combustion process, extreme pressures are placed on the top ring, forcing it outward toward the cylinder wall, sealing the combustion chamber. With so much force applied, poor oil film strength between the top ring and the cylinder wall can lead to cylinder wear and loss of power.

ROD BEARINGS: Engine bearings ride on an extremely thin hydrodynamic film of oil. Poor oil film strength or using an oil with a thinner viscosity, can lead to premature bearing wear or even engine failure. Using an oil with high film strength and a strong viscosity, like PS-4 full synthetic, will extend the service life of your engine.

CAMSHAFT: Direct Acting Overhead Camshafts are used on many Polaris Prostar Engines. In this application the camshaft pushes directly on the valve, creating very high contact pressures compared to other camshaft configurations. These forces are so great that inferior oil can break down and be forced out of the contact area leading to increased wear. PS-4 full synthetic additives are specifically designed to provide wear protection against this.

OIL DEVELOPMENT

**12 DEDICATED
TEAM MEMBERS**

**FOCUSED ON
POLARIS OIL**

**18+
MONTHS**

**DEVELOPMENT
& TESTING**

**75,000+
HOURS**

**DYNO
TESTING**

**64,374
KILOMETERS**

**FIELD
TESTING**

ENGINEERED TO MAXIMIZE THE LIFE OF YOUR RIDE

All Polaris fluids—from anti-freeze to brake fluid—are developed for your vehicle. Trust the only fluids perfectly engineered for your needs.



DOT 4 BRAKE FLUID

Polaris DOT 4 Brake Fluid is a high-quality brake fluid designed for use in Polaris hydraulic brakes. Superior high-temp characteristics plus anti-corrosive additives extend the life of brake system components and provide consistent, positive braking.

- » 250 mL • 502081

ANTI-FREEZE

Polaris Extended Life Coolant contains organic acid technologies to prevent corrosion on metal components, eliminate scaling, and maximize cooling system performance.

- » 1L • 502103
- » 25L • 502271
- » 206L • 502091

AGL

A proprietary blend of additives designed to optimize Polaris' ORV transmission life. Extreme pressure additives protect gears, drive chain, and bearings from scoring and wear. Unlike typical gear case oils, AGL's unique viscosity range allows instant flow and film protection in extreme cold or high heat environments.

- » 1L • 502080
- » 200L • 502151
- » 25L • 502152

DEMAND DRIVE FLUID

Engineered specifically for Polaris ORV front drive systems. Provides positive 4WD engagement in extreme cold or high heat conditions. Unique friction additives protect internal components under heavy loads and promote positive engagement.

- » 1L • 502094
- » 200L • 502264
- » 25L • 502267

Proper lubricant application and timing will ensure optimal vehicle performance. Please refer to your owner's manual for lubricant change interval schedules.



CARBON CLEAN

Polaris Carbon Clean prevents ethanol corrosion, stabilizes fuel, and cleans fuel injectors, piston ring lands, intake systems, and combustion chambers. Helps maintain peak HP and improves fuel economy.

- » 125 mL • 502082



FUEL STABILIZER

Fuel Stabilizer prevents ethanol corrosion and stabilizes fuel for up to 2 years. Dual-antioxidant formula protects against gum and varnish for easy starting.

- » 125 mL • 502100



ANGLE DRIVE FLUID

SPORTSMAN, RANGER, RZR ANGLE DRIVE GEAR CASE SYSTEMS

- » 1L • 502089
- » 25L • 502268
- » 202L • 502266



PREMIUM GAS SHOCK OIL

- » 1L • 502098



ALL-SEASON GREASE TUBE

- » 400 g • 502068

SERVICE PARTS

Polaris Engineered service parts deliver unmatched performance and fit for your off-road vehicle.

All service parts are engineered specifically for your machine. Which means everything is designed, tested and perfected to maximize the life of your ride. Getting Polaris Engineered parts is a decision that pays off in the long run, because it ensures there is a long run.



VISIT YOUR POLARIS DEALER TO SHOP FOR SERVICE PARTS.

OVER
100,000
PARTS
AVAILABLE!



FOR THE LIFE OF YOUR RIDE

Maintenance is the key to keeping your Polaris off-road vehicle performing at its peak. Items like belts, lubricants, and batteries represent only a few of these critical items engineered specifically by Polaris.



POLARIS ENGINEERED DRIVE BELTS

TESTED, PERFECTED

We test each belt on the intended vehicle - we don't just try to make an existing belt "just work".

- Amery Kuhl, Polaris CVT System Engineer

OUR INVESTMENT

- 32,187 km of field testing
- Thousands of dyno hours
- 18+ months of development (3,000+ design hours) per belt
- 1200+ vehicle validation hours
- Collaboration with powertrain & clutch engineers

YOUR ADVANTAGE

- No clutch recalibration
- Less wear & tear due to heat
- Ensure maximum performance of your vehicle
- More time out riding, less time wrenching

**OUR INVESTMENTS ENSURE POLARIS BELTS
OUTPERFORM YOUR EXPECTATIONS.**


HD HEAVY DUTY PARTS



All Polaris parts are developed and tested to help you get the most out of your ride. Now, we're taking the passion of our riders, workers, and outdoor enthusiasts to the next level with HD Parts.

Engineered & designed for:

- Greater durability
- Enhanced performance
- Greater wear & tear capabilities
- All weather conditions



SAND



MUD



WATER




EXTREME COLD



EXTREME HEAT UP TO 54° C



HEAVY PAYLOADS



EXTENDED LIFE

PARTS & GARAGE

OIL & LUBRICANTS

MAINTENANCE

HD PARTS

HD PARTS

BATTERY & LIFTS

VEHICLE CARE & TRAILERING

NEW WHEELS & TIRES

Class leading durability for off-road performance and traction for confident driving in extreme conditions.

- » 1524022-458 • HD WHEEL - 14x7 (SHOWN)
- » 5417507 • PRO ARMOR HD-K - 29x10R14 (SHOWN)
- » 5457498-458 • HD WHEEL CENTER CAP (SHOWN)
- » 5415756 • PRO ARMOR XD-K FRONT
- » 5415757 • PRO ARMOR XD-K REAR



NEW BUSHINGS

The advanced material compound of the bushings enables tighter tolerances to reduce overall wear on the system, while the superior triple lip sealing prevents intrusion of the elements.



LOCATION	OE	HD HEAVY DUTY PARTS
FRONT UPPER BUSHINGS	5439874	1543367
	5439730	1543326
	5439270	1543326
FRONT LOWER BUSHINGS	5439874	1543367
	5439730	1543326
REAR UPPER BUSHINGS	5439874	1543367
	5439270	1543326
REAR LOWER BUSHINGS	5439874	1543367
	5439730	1543326
UPPER HUB BUSHINGS	5439270	1543326
	5439270	1543326

COMING SOON BRAKES

Engineered to provide longer life and better stopping power while riding in extreme conditions.



NEW WHEEL BEARINGS

Fully sealed for added protection against intrusions. Made of a higher grade steel for extended life in extreme conditions.

LOCATION	OE	HD HEAVY DUTY PARTS
FRONT WHEEL BEARINGS	3514924	3515090
	3514634	3515088
REAR WHEEL BEARINGS	3514924	3515090
	3514917	3515087
	3514635	3515087



NEW BUSHING KITS

Easily update the entire front and rear suspension.

- » 2830560
XP 900 '13-'19, XP 900 CREW '14-'19, XP 1000 '17, XP 1000 CREW '17, 570 FULL SIZE '15-'20, 570 FULL SIZE CREW '15-'20
- » 2830561 (SHOWN)
570 EFI '14-'20, 570 EFI CREW '14-'20



*Claims made based off testing and performance of Polaris HD Parts against standard OEM parts made by Polaris and competitor brands under normal use.

For more information regarding Polaris HD parts including vehicle compatibility, installation, and maintenance, please contact your authorized Polaris ORV dealer.

CV BOOT REPAIR KIT

FIX ON THE GO | TEMPORARY COVERAGE

- A quick trail side fix to increase trail time
- The flexible and durable boot material expands over a cone tool for CV boot repairs, without disassembling CV axles
- Universal fit - works as a temporary fix for most powersports axles
- All components fit inside the cone, and a cover is provided for compact durable storage
- Easily fits in a cargo box, attached to the roll cage, in the glovebox, or many other storage locations



Items shown are contained inside cone

UTV CV BOOT REPAIR KIT

- Kit includes the following items:
- (1) Expandable XL CV Boot
- (1) Reusable Cone Tool
- (2) CV Boot Clamps
- (1) Tube of Silicone Lube
- (1) Grease Packet
- (1) Cone Cover
- » 2830526

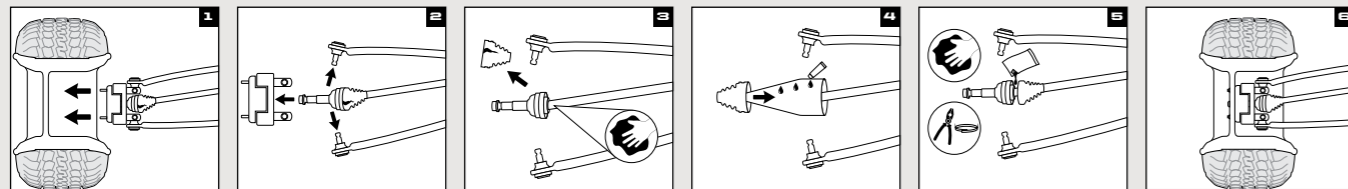
UTV TRAIL BOOT ONLY

» 2830527

ATV

- CV REPAIR KIT 2830528
- TRAIL BOOT ONLY 2830529

HOW TO INSTALL



- Remove wheel and axle nut.
- Remove brake caliper, hub, tie rod, & upper & lower ball joints.
- Remove old boot & clean joint.
- Spread silicone lube on entire cone tool. Slide boot over cone tool, large end first. See package for outer boot instructions.
- Empty the bag of grease into the CV joint/boot, clean sealing points & install clamps.
- Reassemble tie rod, ball joints, brake caliper, axle nut, tire & wheel.

Refer to your service manual for further instructions and torque specifications.
*Designed for temporary CV boot repair. Purchase the OEM CV Boot for a permanent repair.

KEEP IT CLEAN

CLEAN

ALL-PURPOSE CLEANER

- Professional cleaner, which is formulated with a low pH-value. The product spreads well on surfaces and adheres on them for effective cleaning action. Perfectly compatible with rubber, plastic and painted surfaces. The formulation is biodegradable.

» 500 mL • 502309

SHINE

INSTANT SHINE & DETAILER

- The INSTANT SHINE AND DETAILER is developed for cleaning action without water. Removes insects, dust and dirt with almost no effort. Applicable for plastics, visors, windscreens, paint and metal. The wipe and shine formulation makes surfaces shine, works water repellent and also has an antistatic effect. Perfect for customers living in urban areas with no access to water, for bike trips or showroom bikes.

» 500 mL • 502303



TRAILERING



CALIBER RAMP PRO

- Designed for ATVs and UTVs up to 127 cm wide
- Integrated grip glides for ultimate traction
- Folding sides for easy transportation & storing
- » 132 cm x 229 cm • 2884576



ALUMINUM ARCHED LOADING RAMP

- » 193 cm x 30.5 cm • 907 kg • 2875384
- » 224 cm x 30.5 cm • 1361 kg • 2875386



LIGHTWEIGHT TRI-FOLD RAMP

- Ramp folds up for transport
- Capacity for up to 680.7 kg
- Safety straps included
- » 183 cm x 130 cm • 2875385
- » 208 cm x 130 cm • 2875860



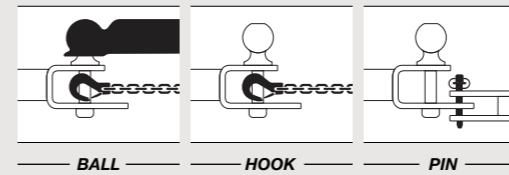
FOLDING ALUMINUM ARCHED RAMP

- Ramp folds up for transport
- Capacity up to 1361 kg
- Safety straps included
- » 224 cm x 30.5 cm • 2875387

HITCHES

3:1 HITCHES

VERSATILE 3 IN 1 FUNCTIONALITY



- Ball, pin and hook design
- Durable, rust resistant steel with black powdercoated finish
- Removable ball
- HD 1.6 cm pin and clip



5 cm HITCH BALL MOUNT

- » 5 cm x 5 cm RECEIVER 2830522
- » 3 cm x 3 cm RECEIVER 2830523



4.8 cm BALL

- 4.8 cm replacement ball for hitch
- Designed to work with 3:1 Hitch
- » 2830524



5 cm HITCH BALL MOUNT

- » 5 cm RECEIVER TONGUE 2875320
- » FRONT HITCH RECEIVER 2878846



TRAILER BALL 1.9 cm SHANK

- » 5 cm BALL • 2877603
- » 4.8 cm BALL • 2877602

STRAPS & ROPES



5.1 cm x 9.1 m RECOVERY STRAP

- 8,165 kg Breaking Strength / 4,082 kg Max. Vehicle Weight
- Built in strap wrap - easy storage
- Loops sewn in to webbing
- 1 Strap bag
- » 2884033



3.8 cm x 4.6 m 2495 kg RATCHET STRAP

- Heavy duty webbing
- 2,495 kg Maximum Load / 831 kg Working Load
- 2 Pack
- » 2884031



5.1 cm x 6.1 m 4536 kg RATCHET STRAP

- Heavy duty webbing
- 4,536 kg Maximum Load / 1,497 kg Working Load
- Floating D-Rings
- Double J-Hooks
- » 2884032



SHOCK STRAPS

- 3.8 cm 1,361 kg breaking strength
- Keeps tension on tie-down straps to secure load
- 2 Pack
- » 2883296 3.8 cm x 4.5 m
- » 2883295 3.8 cm x 2 m

COVERS

2-SEAT & CREW TRAILERING COVERS

- » 2880632 • 570/500/EV EV LI ION '16-18, EV '15-20, 570 '15-20, 500 '17-20
- » 2880633 • 570 CREW CREW 570-4 '15-20



3-SEAT & CREW TRAILERING COVERS

- » 2883419 • XP 1000 XP 1000 '17-21, 1000 '20-21
- » 2883840 • CREW XP 1000/900/DIESEL XP 1000 '18, CREW XP 1000 '17-21, CREW 1000 '20-21
- » 2882160 • POLARIS PURSUIT CAMO SxS FIELD COVER XP 1000 '14-21, EV '11-21, 570 FULL-SIZE '17-21, 570 '14-21, 500 '11-21, 1000 '20-21

RIDING GEAR



OFF-ROAD RIDING JERSEYS S-3XL

- Mesh ventilated panels for maximum airflow
- Elastic sleeves with non-restrictive cuffs

OFF-ROAD RIDING GLOVES S-3XL

- Adjustable wrist closure for a custom fit
- Silicon finger grips and neoprene knuckle protection



BLACK
JERSEY | 2860646
GLOVE | 2860641

BLUE/LIME
JERSEY | 2860647
GLOVE | 2860642

MULTICOLOR
JERSEY | 2860648
GLOVE | 2860643

NAVY/PINK
JERSEY | 2860649
GLOVE | 2860644

RED
JERSEY | 2860650
GLOVE | 2860645

YOUTH JERSEY
S-XL
MULTICOLOR | 2860652
BLUE | 2860651



COOLING SHIRTS

MEN'S LONG SLEEVE COOLING SHIRT S-3XL | 2860638

WOMEN'S LONG SLEEVE COOLING SHIRT S-3XL | 2860640



FABRIC TECHNOLOGY DESIGNED TO KEEP YOU COOL

Cooling fabric designed with sun protection in mind. Our chemical-free fabric Coolcore reduces the surface temperature on our cooling shirt up to 30%, so you don't overheat. It carries a 50 Ultraviolet Protection Factor rating, the highest attainable, blocking 98% of harmful UV rays.

SHORT SLEEVE COOLING SHIRTS

MEN'S
S-3XL | 2860634

WOMEN'S
S-3XL | 2860636

OUTERWEAR BUILT TO WORK HARD & PLAY HARD

RAIN SUIT



RAIN JACKET
GRAY
S-3XL | 2869527

RAIN PANTS
GRAY
S-3XL | 2869528

- 100% waterproof lightweight and packable nylon
- YKK Zippers
- Rain jacket has removable hood



RED/BLACK
XS-4XL
2861470



[ALTITUDE]



[TENACITY]



BLACK
XS-4XL
2861469



BLACK/RED
XS-4XL
2861472



CARBON FIBER
BLACK/LIME
XS-4XL | 2861473



BLACK
XS-2XL
2861557



BLACK/GRAY
XS-2XL
2861558



BLACK/WHITE
XS-2XL
2861560



WHITE/RED
XS-2XL
2861561



PINK
XS-2XL
2861562

NEW

509 ALTITUDE 2.0 HELMET

Lightweight Design, performance-infused style and features with all-day comfort

SHELL

- Strong, lightweight construction of carbon fiber or fiber glass

WEIGHT

- Composite as low as 1,260g
- Carbon fiber as low as 1,150g

FEATURES

- Superior fit for all-day comfort
- Removable Pro Series breath box provides excellent ventilation and air flow
- One-piece eye-port creates draft-free seal with 509 goggles
- Magnetic Fidlock chin-strap technology and integrated GoPro mount
- DOT- and ECE 22.05-approved



NEW

TENACITY 4.0 HELMET

Combination of modern style and premium protection with incredible value

SHELL

- Shock-resistant, injection-molded thermoplastic

WEIGHT

- 1,500g

FEATURES

- Through-flow, full-helmet ventilation
- ProClip quick release chin strap allows you to fasten the chin strap in seconds
- Removable breath box
- Tool-less adjustable roost shield
- Removable, washable liner
- DOT- and ECE 22.05-approved

GOGGLES



BLACK
2868669

RED
2868670

LIME
2868671

BLUE
2868667

KINGPIN 509 DIRT GOGGLE



Premium Materials, attractive price

FEATURES

- Oversized spherical lens delivers optimal peripheral vision
- Metal tear off posts provide strength and durability
- Quick-change technology allows you to run the best lens tint for conditions



ORANGE
2868668

TRAIL GOGGLE



Clear Vision at a Great Value

FEATURES

- Offers a distortion-free view with anti-scratch, anti-fog and UV-blocking technology
- Large lens opening enables greater peripheral vision



BLACK
2867917



FORCE JACKET

WINDBREAKER JACKET

NEW
FORCE JACKET

Versatile, lightweight jacket ideal for layering or wearing as a casual jacket.

MEN'S | S-3XL | 2861432



WOMEN'S
S-3XL | 2861433

NEW
WINDBREAKER JACKET

Lightweight, windproof jacket that provides protection while riding.

- 100% polyester windproof fabric
- 3 external pockets allow for maximum storage

S-3XL | 2861541



GRAY/BLUE
S-3XL | 2861439

BLACK
S-3XL | 2861434

NEW

SOFTSHELL JACKET

Lightweight performance that's surprisingly warm and perfect for everyday wear

- DWR prevents precipitation from saturating the jacket's exterior
- Three external and one internal pocket
- Lined with 280 grams of soft fleece for warmth
- Removable hood and underarm venting



MAROON
S-3XL | 2861438

BLACK
S-3XL | 2861437

GRAY
S-3XL | 2861435

BLACK/BLUE
S-3XL | 2861436

WOMEN'S

MEN'S



FLANNEL JACKET
BRONZE
S-3XL | 2860864

WORK JACKET
FOREST GREEN
S-3XL | 2860862



CHARCOAL
S-3XL | 2860865



NEW
BLACK
S-3XL | 2861608

GRAY
S-3XL | 2860863

FLANNEL JACKET

This stylish flannel jacket is designed to keep you riding on brisk days. Soft yet durable brushed flannel with a Sherpa fleece lining offers excellent insulation without the bulkiness of a winter jacket.

WORK JACKET

This warm and rugged jacket was engineered to be tough enough for work yet stylish enough for play.

External features:

- Constructed of Nylon 6, a durable, tear-resistant non-stretch woven fabric
- Coated with Durable Water Repellency (DWR) to provide water-resistance in the elements
- Four external pockets for maximum gear storage

Internal features:

- 80 gram 3M Thinsulate for added warmth
- Built in action back for increased range of motion
- Internal zipper pocket
- Brushed flannel trim



TECH QUARTER ZIP
PINK
S-3XL | 2861448

NORTHSTAR MID LAYER
BLACK/GRAY
S-3XL | 2869925

NEW

TECH QUARTER ZIP

Excellent for ride layering, comfortable and stylish stand-alone.

WOMEN'S

MEN'S



BLACK
S-3XL | 2861447



BLUE
S-3XL | 2861443



BLACK
S-3XL | 2861442



NEW
BLACK/RED
S-3XL | 2861445

NORTHSTAR MID LAYER

Breathable fleece mid-layer is perfect for adding warmth or as a stand-alone shirt.



NEW
MEN'S ICON HOODIE
 S-3XL
 BLACK | 2861496
 GREEN | 2861495



NEW
WOMEN'S TECH HOODIE
 S-3XL
 GRAY | 2861508
 MAROON | 2861509



POLARIS RANGER HAT
 GRAY S/M | 2869604
 GRAY L/XL | 2869605

POLARIS RANGER TEE
 S-3XL
 GRAY | 2869580
 OLIVE | 2869581



NEW
BADGE TRUCKER HAT
 One-Size
 GRAY | 2861531
 NAVY | 2861532
 BLACK | 2861533
 PINK | 2861549
 MAROON | 2861537

NEW
TONAL HAT
 L/XL
 BLACK | 2861526
 NAVY | 2861525



NEW
CORE HAT
 One-Size
 NAVY | 2861523
 BLACK | 2861524

NEW
CHECKERED HAT
 One-Size
 NAVY | 2861520
 GRAY | 2861521
 BLACK | 2861522



NEW
MEN'S CREW SWEATSHIRT
 S-3XL
 GREEN | 2861498
 NAVY | 2861497



NEW
WOMEN'S ICON HOODIE
 S-3XL
 MAROON | 2861507
 BLACK/PINK | 2861506



NEW
WOMEN'S ALL-IN TEE
 S-3XL
 BLACK | 2861598
 OLIVE | 2861599



NEW
MEN'S PERFORMANCE LONG SLEEVE
 S-3XL
 ROYAL | 2861589
 GRAY | 2861588



NEW
MEN'S TECH HOODIE
 S-3XL
 BLACK/BLUE | 2861494
 GRAY | 2861493



NEW
WOMEN'S CHECKERED HOODIE
 S-3XL
 BLACK | 2861609
 BLUE | 2861610



NEW
MEN'S BACK GRAPHIC TEE
 S-3XL
 GRAY | 2861568
 NAVY | 2861569



NEW
MEN'S STAMP TEE
 S-3XL
 GRAY | 2861565
 GREEN | 2861564

NEW

STEALTH CAMO HAT
One-Size
CAMO | 2861527



NEW

NORTHSTAR MID LAYER
S-3XL
CAMO | 2861542

NEW

CAMO SOFTSHELL JACKET
S-3XL
CAMO | 2861543



CAMO POLY HOODIE
S-3XL
BLACK | 2860718



HUNTER CAMO HOODIE
S-3XL
OLIVE | 2868716
GRAY | 2860728



CAMO FULL ZIP
S-3XL
OLIVE | 2869590



MEN'S CAMO TEE
S-3XL
GRAY | 2860709
BLACK | 2860710



CAMO HOODIE
S-3XL
WOMEN'S | 2867898
MEN'S | 2867879



CAMO TRUCKER HAT
One-Size
BLACK | 2860613
PINK | 2860614

POLARIS STEEL SIGN (26.7 cm x 61 cm)
2860868



PINT GLASS (SET OF 2)
2860815

POLARIS WOODEN COASTERS WITH BOTTLE OPENER
2860869

DRINKWARE



PREMIUM COOZIE
2860829



NEW
17oz WATER BOTTLE
2861611



NEW
12oz CAMPER MUG
2861612



NEW
15oz CAMPFIRE MUG
2861613

RECREATION/GARAGE



NEW
EVENT FOLDING CHAIR
2861617



NEW
FOLDING TABLE
2861620



POLARIS WOOD SIGN
(26.7 cm x 61 cm)
2860866



NEW
NECK GAITERS
One-Size
CAMO | 2861948
BLACK | 2861953

COLLECTIBLES



NEW
KEYCHAIN
2861614



NEW
LEATHER KEYCHAIN
2861616

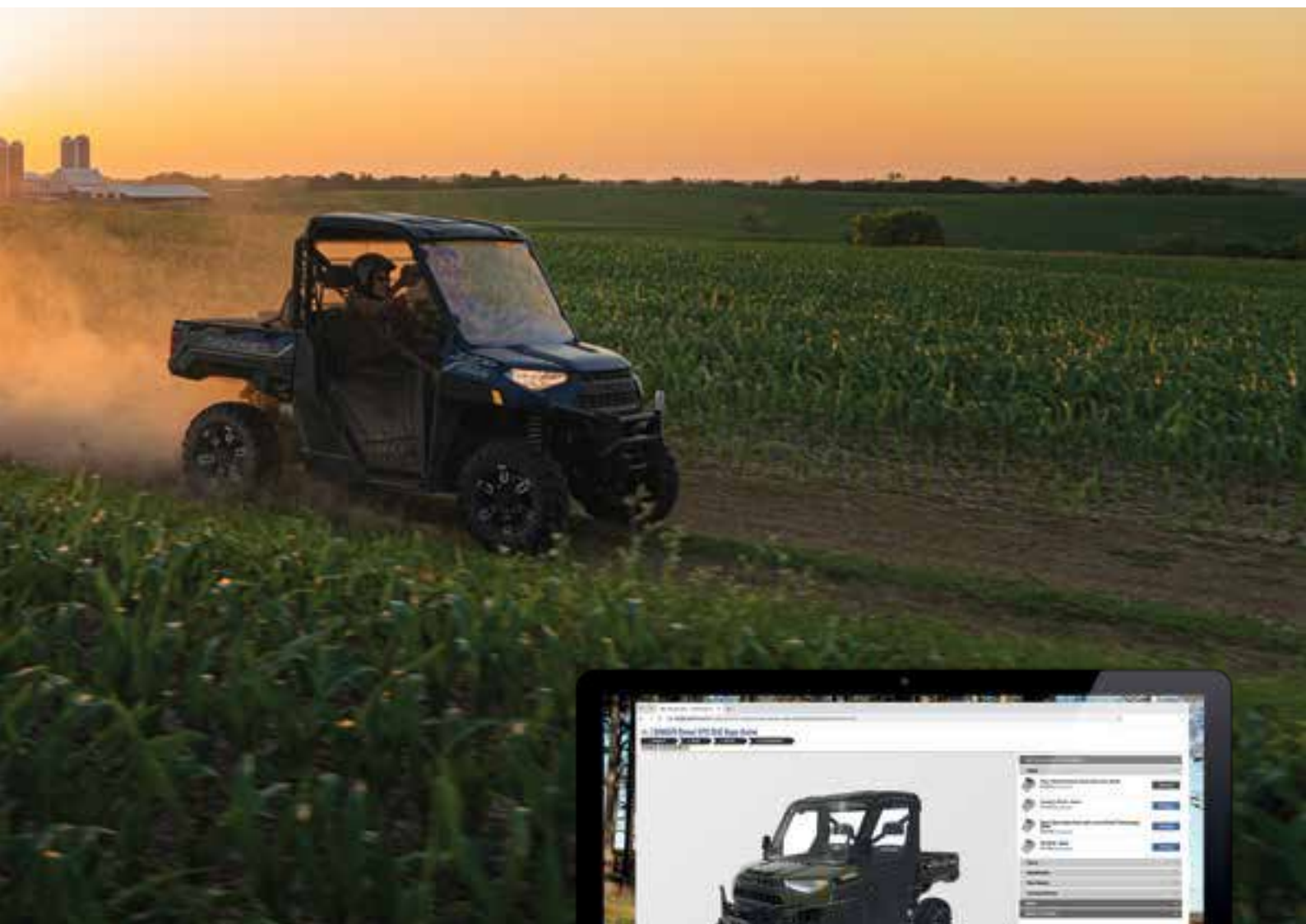


RANGER FLAG (0.9 m x 1.5 m)
2869930



MINI RANGER TOY
2860820

HARDEST WORKING. SMOOTHEST RIDING.



BUILD YOURS ONLINE

Use our online vehicle configurator to build your perfect Polaris®. With hundreds of combinations available you can design a Polaris® vehicle suited perfectly for you and your lifestyle.

VISIT
POLARISBRITAIN.COM

Availability varies by market, check your local dealer for availability.

Warning: Polaris off-road vehicles can be hazardous to operate and are not intended for on-road use. Driver must be at least 16 years old with a valid driver's license to operate. All riders should always wear helmets, eye protection and protective clothing and footwear. Read, understand and follow your owner's manual. Ride within the limits of your own abilities and never engage in stunt or exhibition driving. Never ride under the influence of drugs or alcohol. All riders should take a safety training course. Call 800-342-3764 for additional information.

Unless noted, trademarks are the property of Polaris Industries Inc. 3M and Thinsulate are registered trademarks of 3M Company. 509 is a registered trademark of Teton Outfitters, LLC. Apple and App Store are registered trademarks of Apple Inc. BatteryMinder is a registered trademark of VDC Electronics Inc. Bluetooth is a registered trademark of Bluetooth Sig, Inc. Browning is registered trademark of BROWNING INTERNATIONAL S.A. Caliber is a trademark of Caliber, Inc. Can-Am and Defender™ are trademarks of Bombardier Recreational Products Inc. CAMSO is a registered trademark of Arctic Investments S.A. Carhartt is a registered trademark of Carhartt, Inc. COOLCORE is a registered trademark of COOLCORE LLC. Fidlock is a registered trademark of Fidlock GmbH. FOX is a registered trademark of Fox Factory Inc. Google Play is a registered trademark of Google, Inc. High Lifter™ is a trademark of High Lifter Products, Inc. Homelink is a registered trademark of Johnson Controls Technology Inc. Honda and Pioneer are registered trademarks of Honda Motor Company, Ltd. High Lifter is a registered trademark of High Lifter Products, Inc. Kolpin is a registered trademark of Polaris Industries Inc. Mathews is a registered trademark of MCP IP. MB Quart is a registered trademark of Maxxsonics USA Inc. Otter is a registered trademark of Otter Outdoors, LLC. Rhino Grip is a registered trademark of Polaris Industries, Inc. Rigid is a trademark of JST Performance, LLC d/b/a Rigid Industries LLC. Tiger Drylac is a registered trademark of Tiger Coatings GMBH & CO. KG. TEKVEST is a registered trademark of 1181676 ONTARIO INC. Velcro is a registered trademark of VELCRO BVDA. Yeti is a registered trademark of Yeti Coolers, LLC. YKK is a registered trademark of YKK Corporation. YouTube is a registered trademark of Google, Inc. Prices, Fitment and Availability are subject to change at any moment. Copyright © 2020 Polaris Industries Ind. All rights reserved.

Accessories and gear availability is subject to local regulations. Accessories are not available in all countries. Some gear shown may not be available for riding purposes but for casual use only. Please carefully read the instructions on the products or contact your local dealer for more information prior any use of the products. Polaris Industries Inc. reserves the right, without prior notice, to discontinue at any time at its discretion any of the items herein or change specifications or designs without incurring any obligation to the customer. All items are subject to availability and prior sales by our dealers.

POLARIS

MY21 RANGER APP ACC EMEA